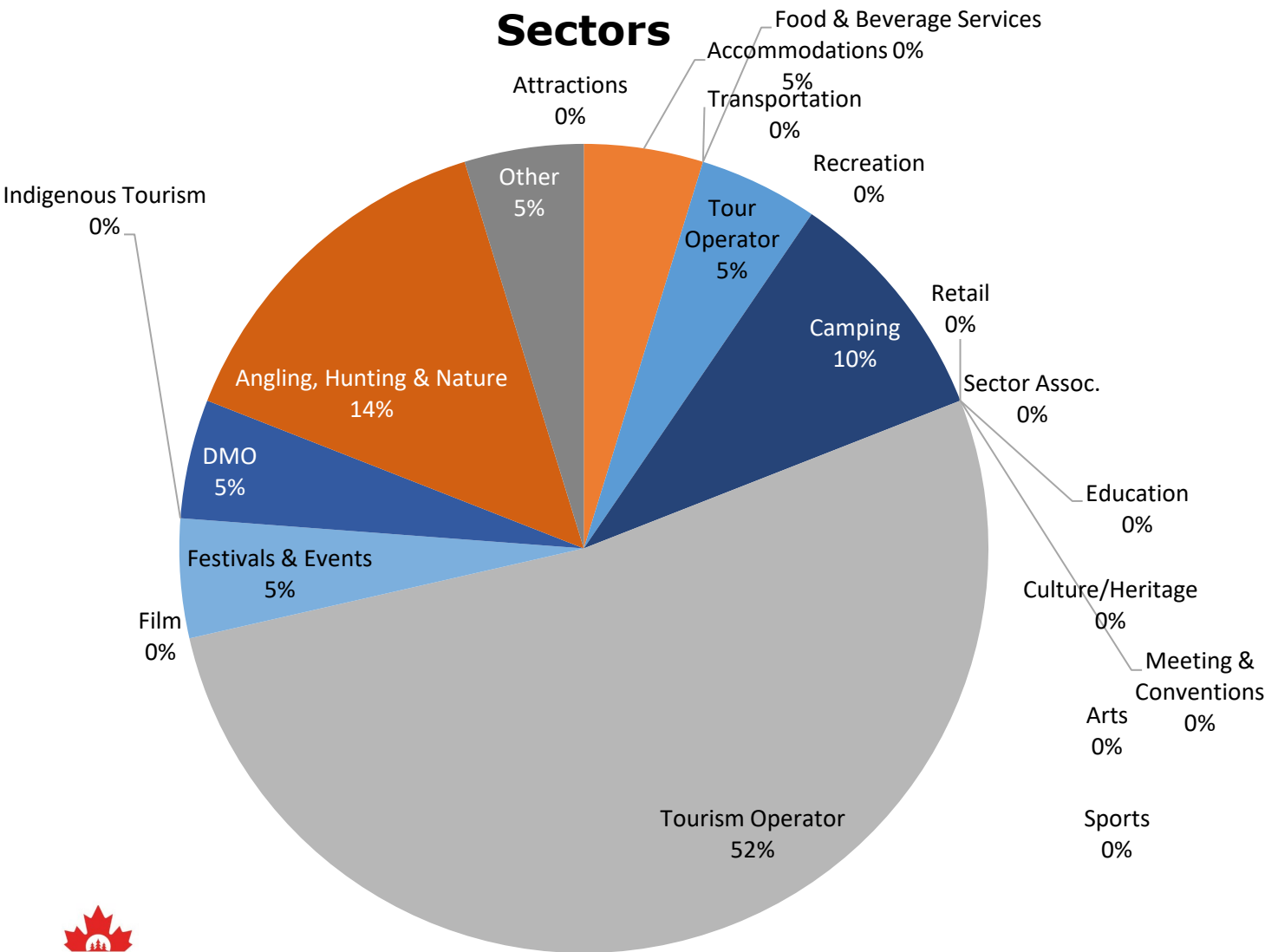




Regional Tourism Organization 13b  
Covid-19 Survey 6 Results  
June 10 - 19, 2020

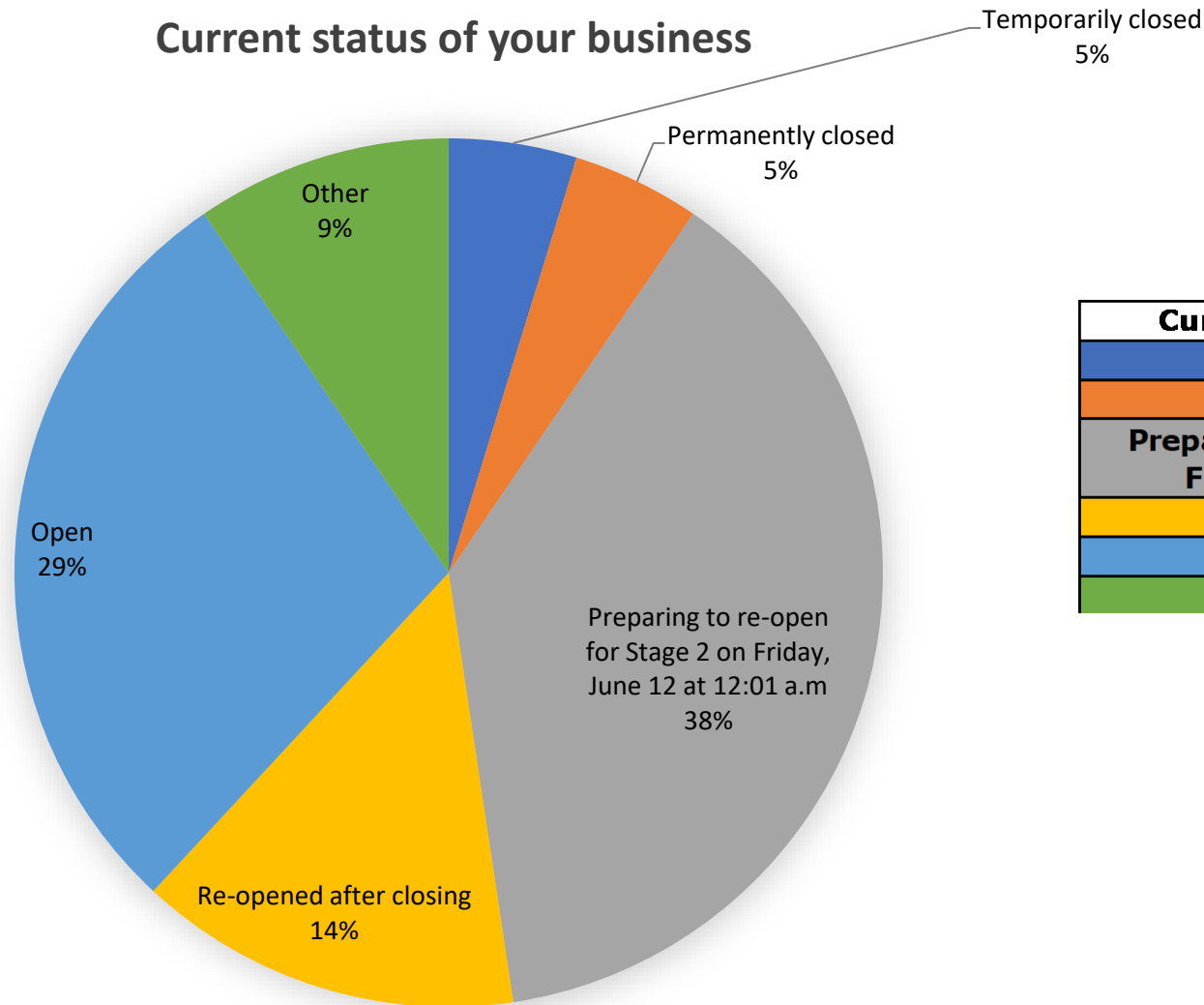
# Which sector do you operate in?

21 completed surveys



Sectors	Value	%
Attractions	0	0.00%
Accommodations	1	4.76%
Food & Beverage Services	0	0.00%
Transportation	0	0.00%
Tour Operator	1	4.76%
Recreation	0	0.00%
Camping	2	9.52%
Retail	0	0.00%
Sector Association	0	0.00%
Education	0	0.00%
Meeting & Conventions	0	0.00%
Culture/Heritage	0	0.00%
Arts	0	0.00%
Sport	0	0.00%
Tourism Operator	11	52.38%
Film	0	0.00%
Festivals and Events	1	4.76%
Indigenous Tourism	0	0.00%
DMO	1	4.76%
Angling, Hunting & Nature	3	14.29%
Other	1	4.76%

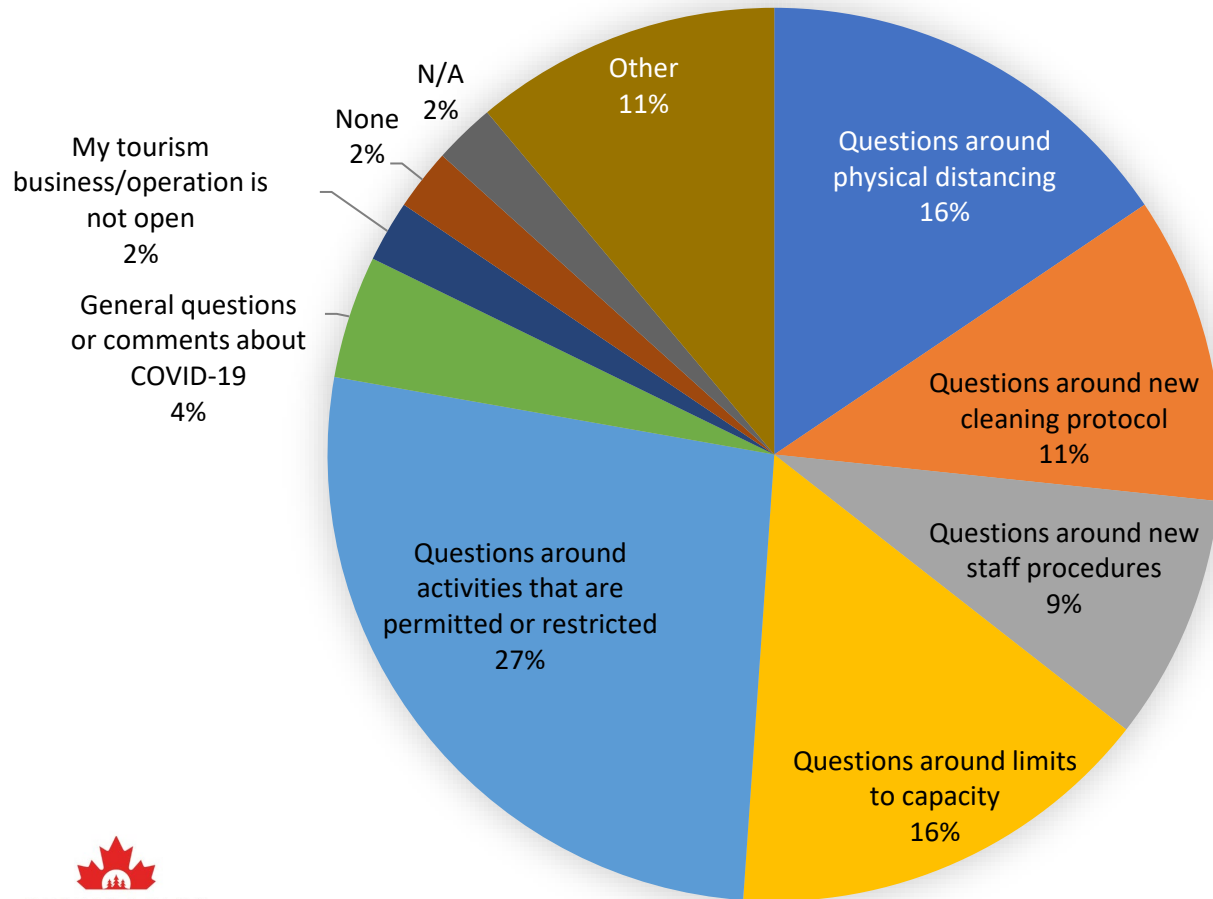
# What is the current status of your tourism business or operation?



Current status of your business	Value	%
Temporarily closed	1	4.76%
Permanently closed	1	4.76%
Preparing to re-open for Stage 2 on Friday, June 12 at 12:01 a.m	8	38.10%
Re-opened after closing	3	14.29%
Open	6	28.57%
Other	2	9.52%

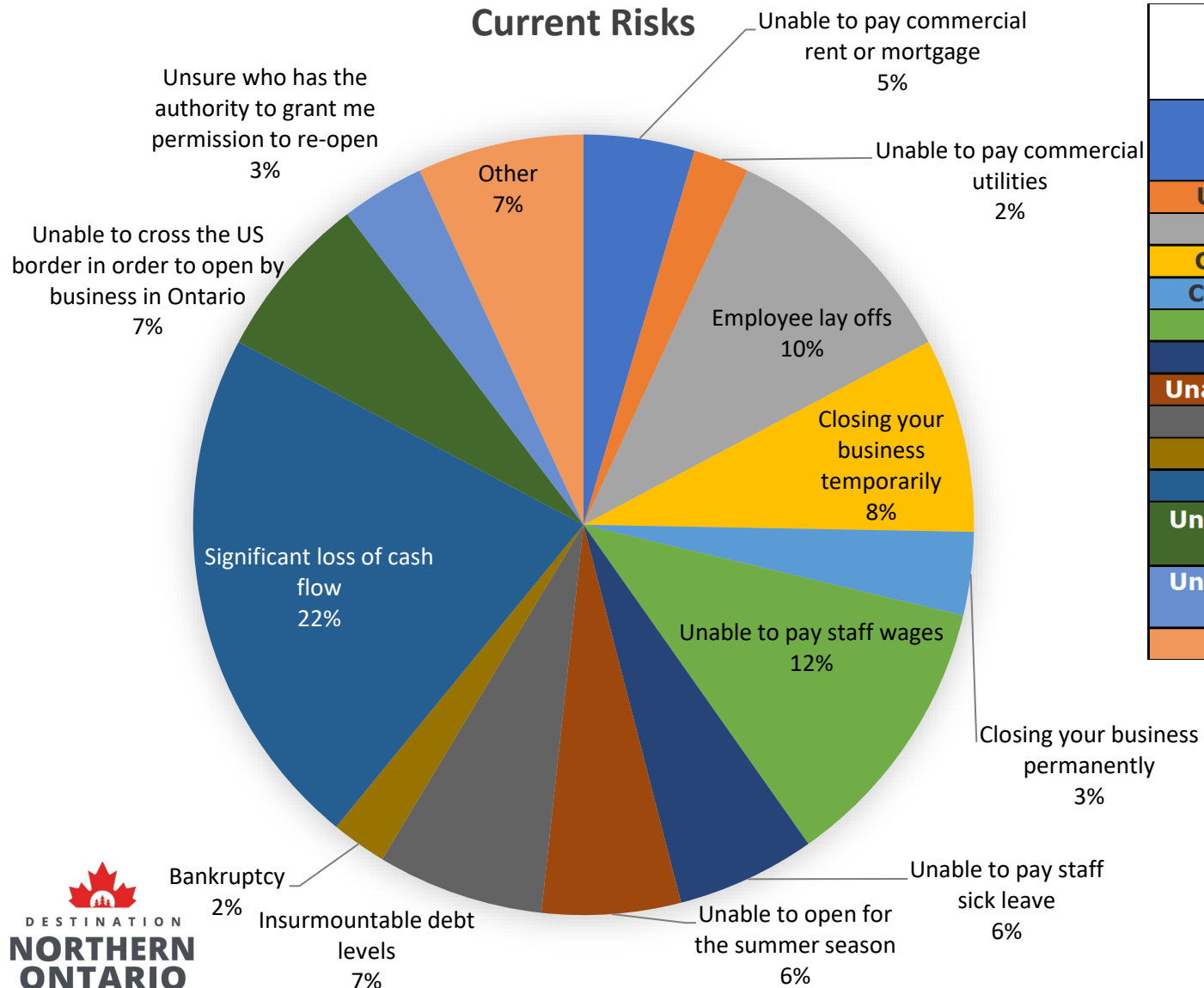
# What are the considerations and questions you are fielding from potential visitors to your business? Select all that apply

Considerations from Visitors



Considerations/Questions from Visitors. Select all that apply	Value	%	% of Total Surveys
Questions around physical distancing	7	15.56%	33.33%
Questions around new cleaning protocol	5	11.11%	23.81%
Questions around new staff procedures	4	8.89%	19.05%
Questions around limits to capacity	7	15.56%	33.33%
Questions around activities that are permitted or restricted	12	26.67%	57.14%
General questions or comments about COVID-19	2	4.44%	9.52%
My tourism business/operation is not open	1	2.22%	4.76%
None	1	2.22%	4.76%
N/A	1	2.22%	4.76%
Other	5	11.11%	23.81%

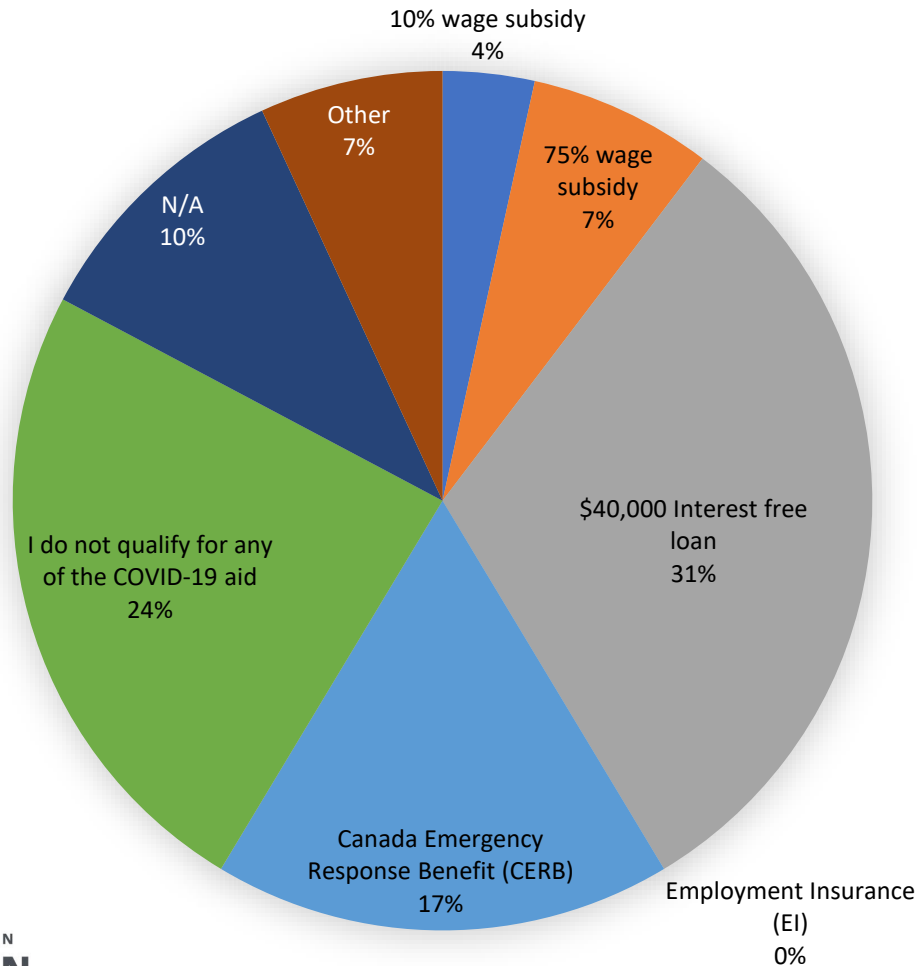
# Please indicate the risks your tourism business is facing presently. Select all that apply



Current Risks Select all that apply	Value	%	% of Total Surveys
Unable to pay commercial rent or mortgage	4	4.60%	19.05%
Unable to pay commercial utilities	2	2.30%	9.52%
Employee lay offs	9	10.34%	42.86%
Closing your business temporarily	7	8.05%	33.33%
Closing your business permanently	3	3.45%	14.29%
Unable to pay staff wages	10	11.49%	47.62%
Unable to pay staff sick leave	5	5.75%	23.81%
Unable to open for the summer season	5	5.75%	23.81%
Insurmountable debt levels	6	6.90%	28.57%
Bankruptcy	2	2.30%	9.52%
Significant loss of cash flow	19	21.84%	90.48%
Unable to cross the US border in order to open by business in Ontario	6	6.90%	28.57%
Unsure who has the authority to grant me permission to re-open	3	3.45%	14.29%
Other	6	6.90%	28.57%

Please indicate which types of COVID-19 related aid you have received to date. Select all that apply

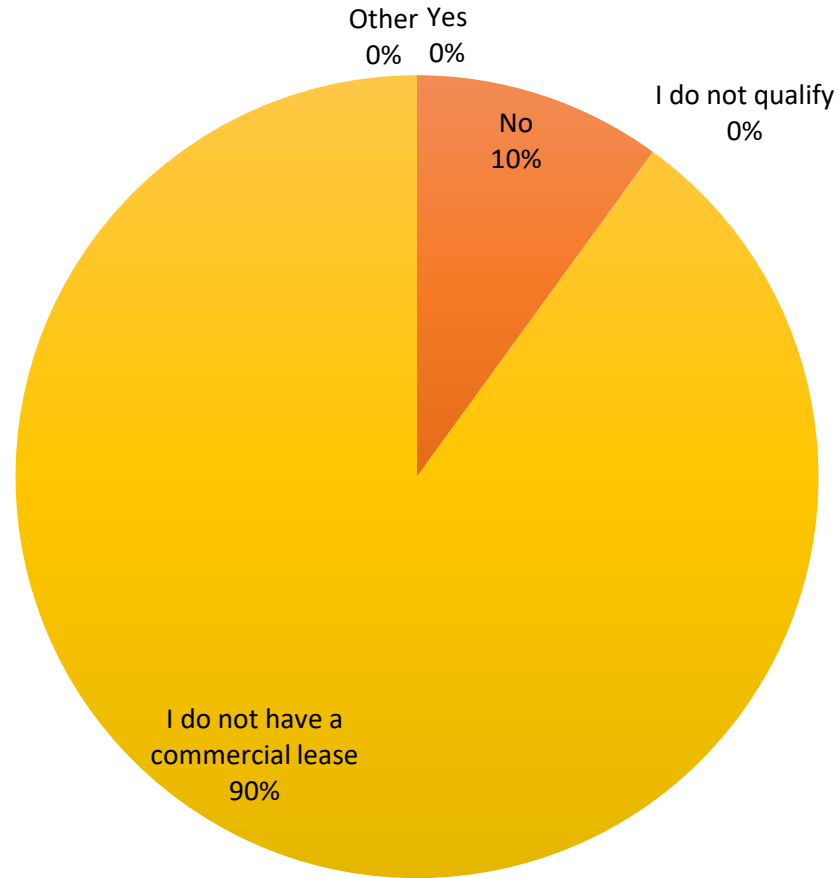
Which Types of COVID-19 Aid



Types of COVID-19 Aid Select all that apply	Value	%	% of Total Surveys
10% wage subsidy	1	3.45%	4.76%
75% wage subsidy	2	6.90%	9.52%
\$40,000 Interest free loan	9	31.03%	42.86%
Employment Insurance (EI)	0	0.00%	0.00%
Canada Emergency Response Benefit (CERB)	5	17.24%	23.81%
do not qualify for any of the COVID-19 aid	7	24.14%	33.33%
N/A	3	10.34%	14.29%
Other	2	6.90%	9.52%

# Has your Landlord applied for the Ontario-Canada Emergency Commercial Rent Assistance (OCERCA) program?

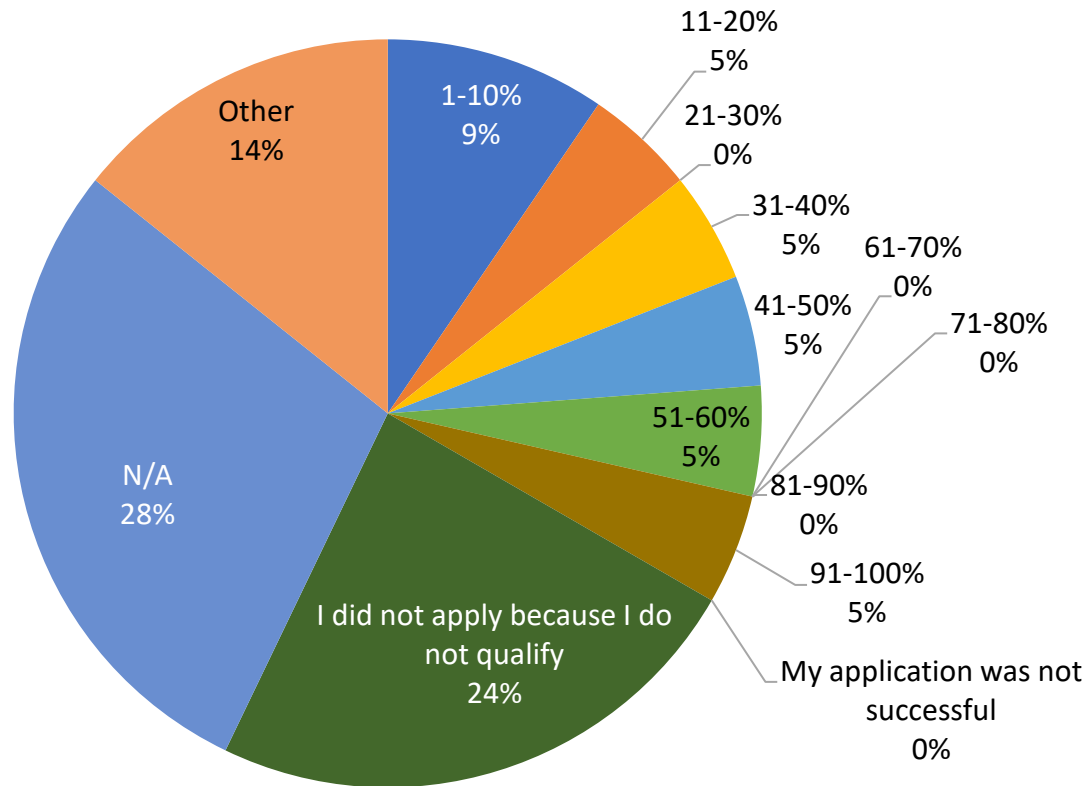
## OCERCA Program



Has your Landlord applied for OCERCA	Value	%
Yes	0	0.00%
No	2	10.00%
I do not qualify	0	0.00%
I do not have a commercial lease	18	90.00%
Other	0	0.00%

# Please indicate what percentage of your workforce you were able to sustain with the Canadian Emergency Wage Subsidy (CEWS)?

## CEWS

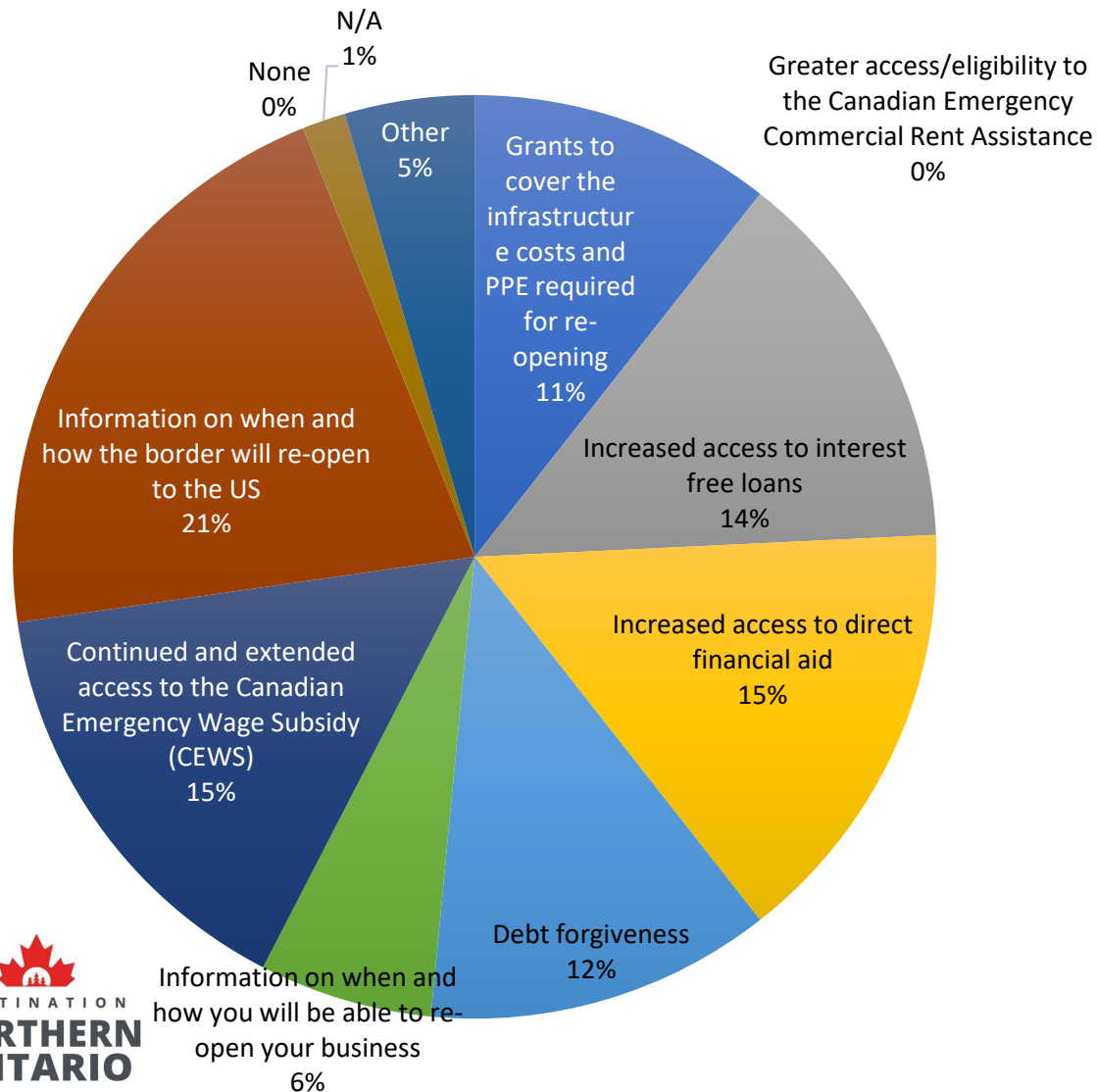


Percentage of your workforce you were able to sustain with CEWS	Value	%
1-10%	2	9.52%
11-20%	1	4.76%
21-30%	0	0.00%
31-40%	1	4.76%
41-50%	1	4.76%
51-60%	1	4.76%
61-70%	0	0.00%
71-80%	0	0.00%
81-90%	0	0.00%
91-100%	1	4.76%
<b>My application was not successful</b>	<b>0</b>	<b>0.00%</b>
<b>I did not apply because I do not qualify</b>	<b>5</b>	<b>23.81%</b>
N/A	6	28.57%
Other	3	14.29%



# What other forms of aid/resources do you require during COVID-19? Select all that apply

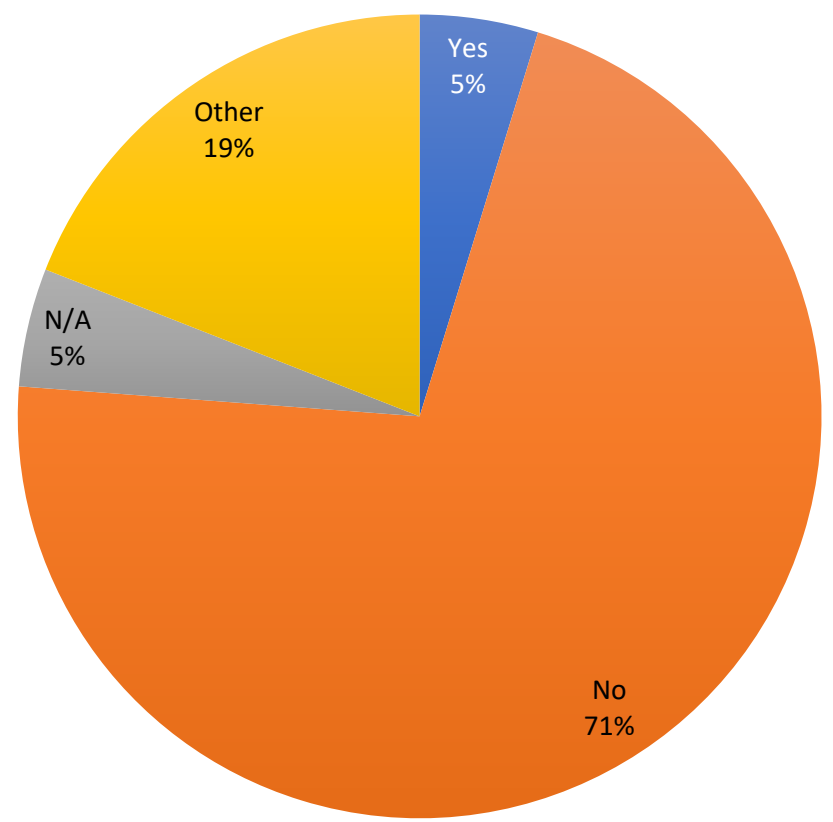
## Other forms of aid



Other forms of aid/resources required Select all that apply	Value	%	% of Total Surveys
Grants to cover the infrastructure costs and PPE required for re-opening	7	10.61%	33.33%
Greater access/eligibility to the Canadian Emergency Commercial Rent Assistance	0	0.00%	0.00%
Increased access to interest free loans	9	13.64%	42.86%
Increased access to direct financial aid	10	15.15%	47.62%
Debt forgiveness	8	12.12%	38.10%
Information on when and how you will be able to re-open your business	4	6.06%	19.05%
Continued and extended access to the Canadian Emergency Wage Subsidy (CEWS)	10	15.15%	47.62%
Information on when and how the border will re-open to the US	14	21.21%	66.67%
None	0	0.00%	0.00%
N/A	1	1.52%	4.76%
Other	3	4.55%	14.29%

# Is the current COVID-19 Government aid sufficient to ensure that your tourism operation will remain economically viable?

Is the Government aid Enough?



Is the Government aid enough	Value	%
Yes	1	4.76%
No	15	71.43%
N/A	1	4.76%
Other	4	19.05%