

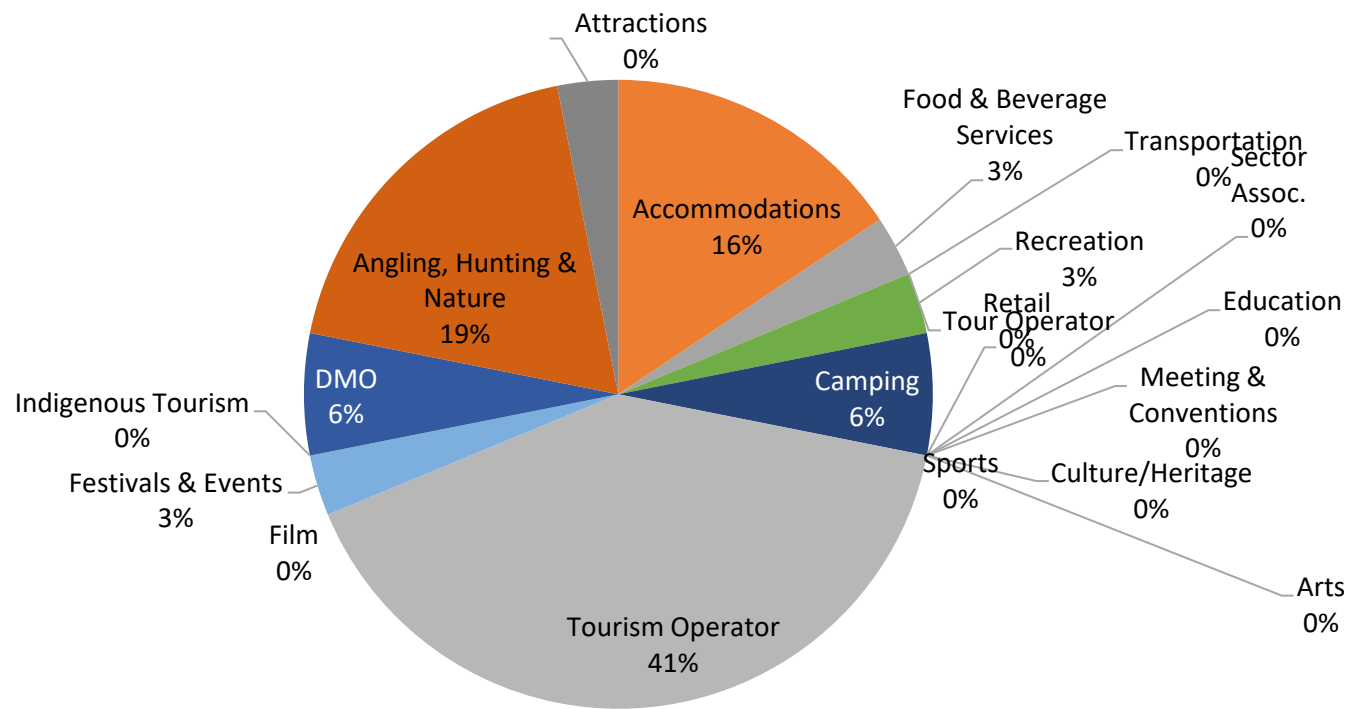


Ontario Regional Tourism Organization 13b
Covid-19 Survey 5 Results
May 13 – 19, 2020

Which sector do you operate in?

32 completed surveys

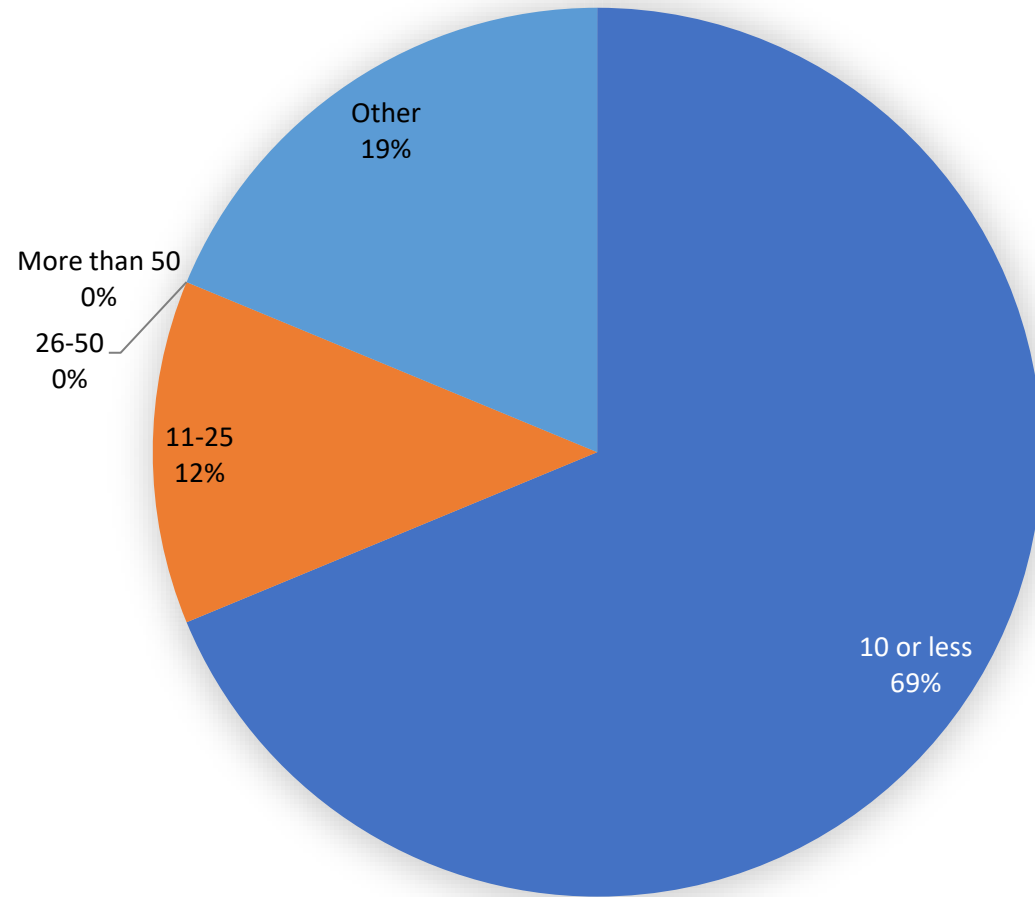
Sectors



Sectors	Value	%
Attractions	0	0.00%
Accommodations	5	15.63%
Food & Beverage Services	1	3.13%
Transportation	0	0.00%
Tour Operator	0	0.00%
Recreation	1	3.13%
Camping	2	6.25%
Retail	0	0.00%
Sector Association	0	0.00%
Education	0	0.00%
Meeting & Conventions	0	0.00%
Culture/Heritage	0	0.00%
Arts	0	0.00%
Sport	0	0.00%
Tourism Operator	13	40.63%
Film	0	0.00%
Festivals and Events	1	3.13%
Indigenous Tourism	0	0.00%
DMO	2	6.25%
Angling, Hunting & Nature	6	18.75%
Other	1	3.13%

How many employees does your business have?

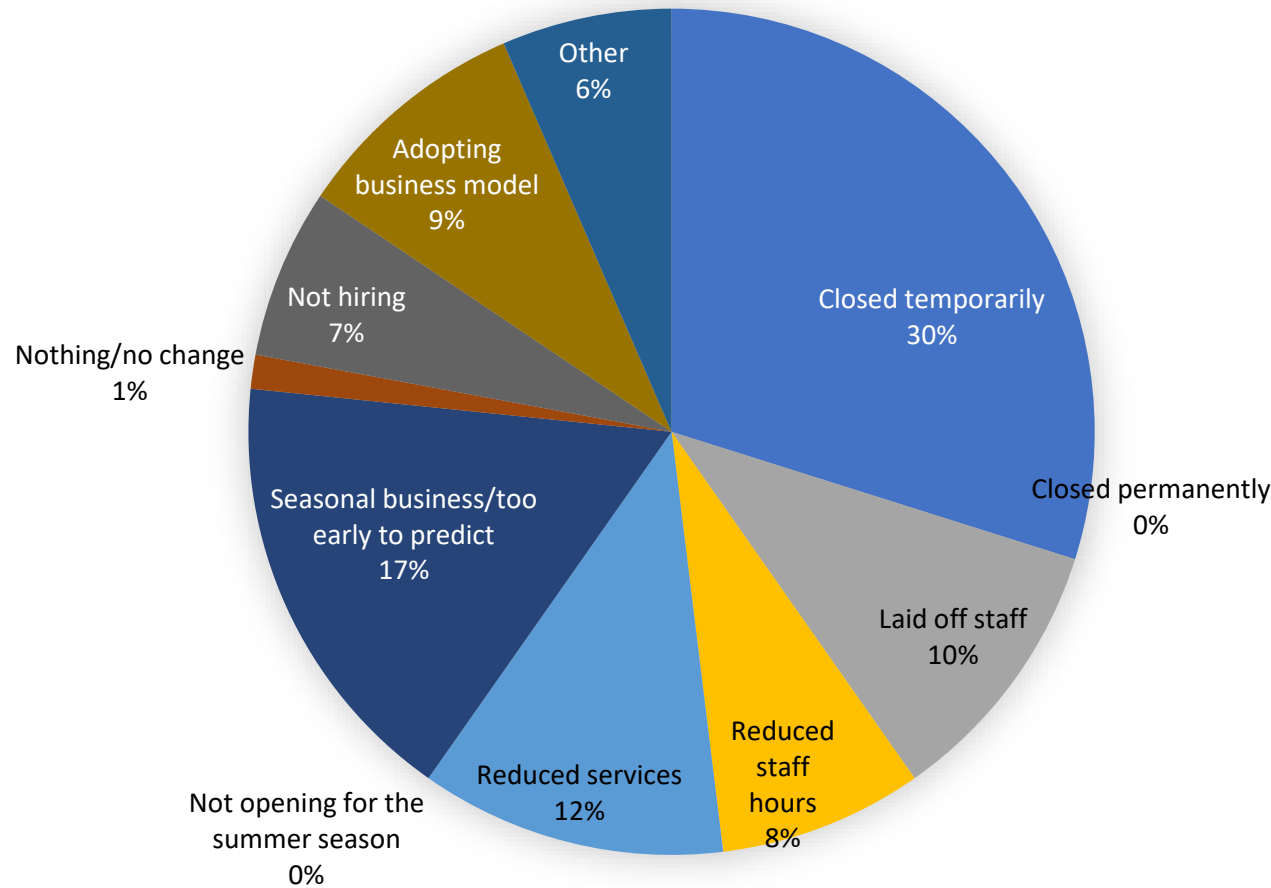
Number of Employees



Number of Employees	Value	%
10 or less	22	68.75%
11-25	4	12.50%
26-50	0	0.00%
More than 50	0	0.00%
Other	6	18.75%

What actions have you currently taken as a result of COVID-19? Select all that apply.

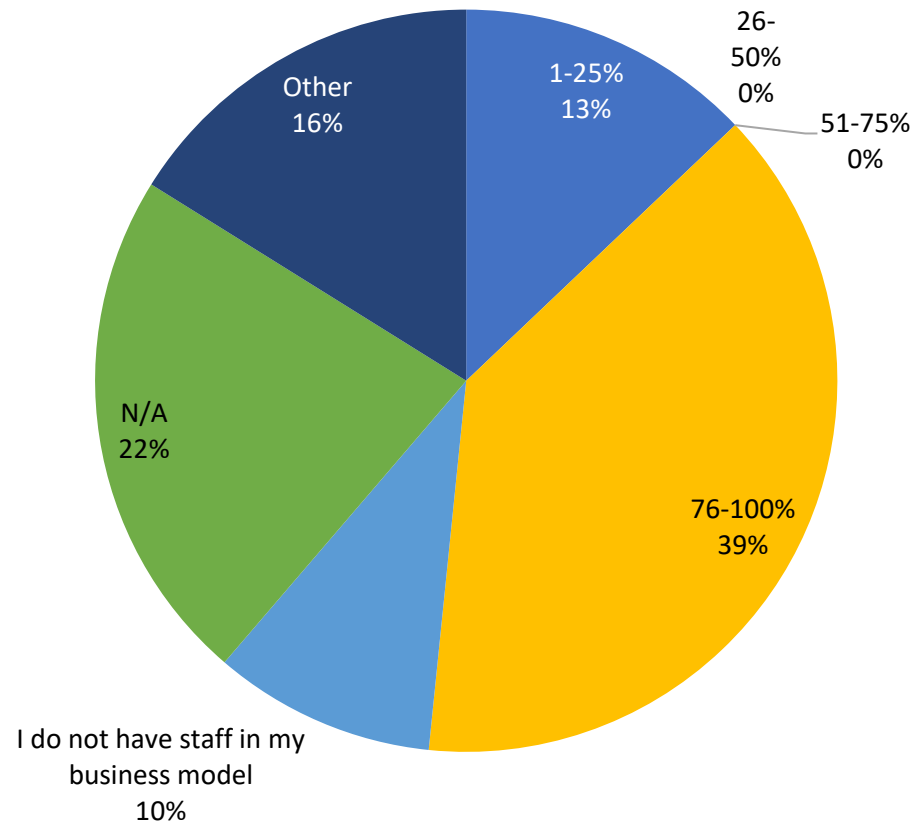
Actions currently taken as a result of COVID-19



Actions taken as a result of COVID-19 Select all that apply	Value	%	% of Total Surveys
Closed Temporarily	23	29.87%	71.88%
Closed Permanently	0	0.00%	0.00%
Laid off staff	8	10.39%	25.00%
Reduced staff hours	6	7.79%	18.75%
Reduced services	9	11.69%	28.13%
Not opening for the summer season	0	0.00%	0.00%
Seasonal business/too early to predict	13	16.88%	40.63%
Nothing/no change	1	1.30%	3.13%
Not hiring	5	6.49%	15.63%
Adotping business model	7	9.09%	21.88%
Other	5	6.49%	15.63%

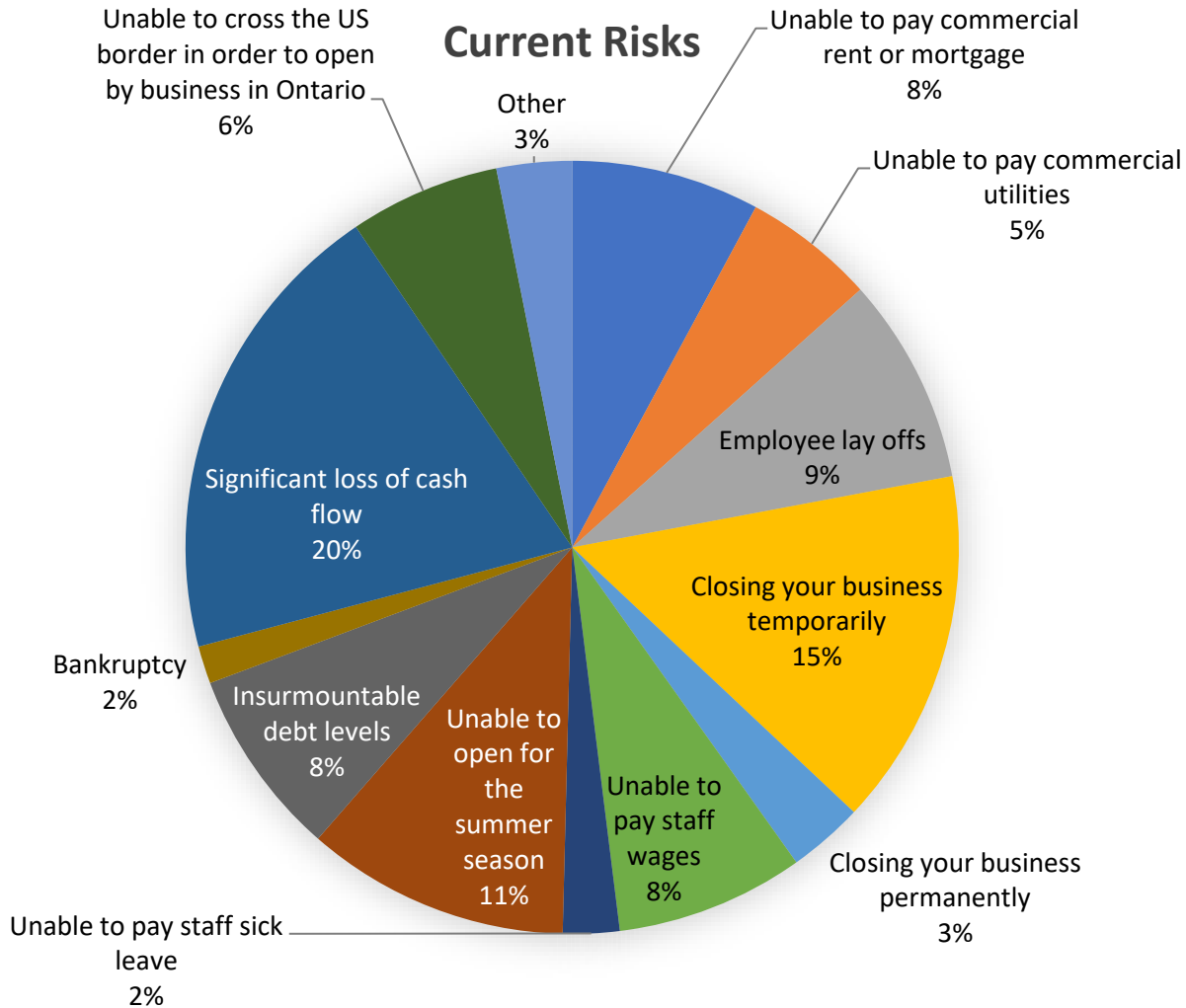
Please indicate what percentage of your employees are being laid off

% of Employees Laid Off



Percentage of employees laid off	Value	%
1-25%	4	12.90%
26-50%	0	0.00%
51-75%	0	0.00%
76-100%	12	38.71%
I do not have staff in my business model	3	9.68%
N/A	7	22.58%
Other	5	16.13%

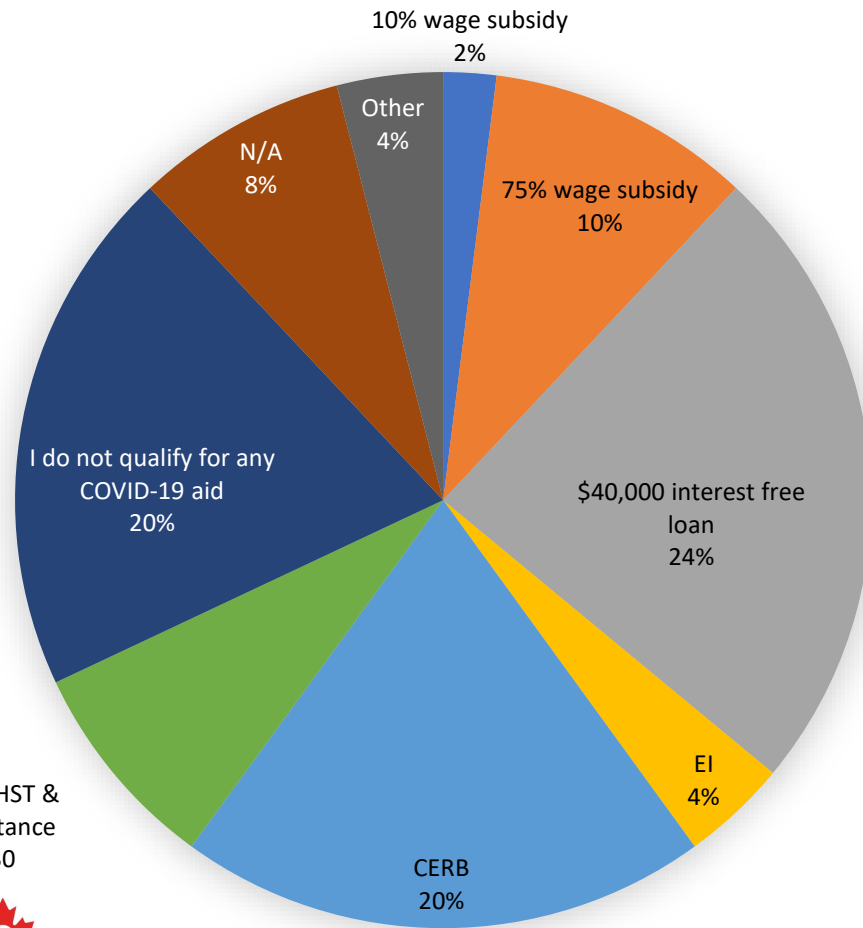
Please indicate the risk your tourism business is facing presently. Select all that apply.



Current Risks Select all that apply	Value	%	% of Total Surveys
Can't pay commercial rent/mortgage	10	7.87%	31.25%
Can't pay commercial utilities	7	5.51%	21.88%
Employee Layoffs	11	8.66%	34.38%
Closing business temporarily	19	14.96%	59.38%
Closing business permanently	4	3.15%	12.50%
Unable to pay wages	10	7.87%	31.25%
Unable to pay sick leave	3	2.36%	9.38%
Unable to open for the summer	14	11.02%	43.75%
Insurmountable debt	10	7.87%	31.25%
Bankruptcy	2	1.57%	6.25%
Significant loss of cash flow	25	19.69%	78.13%
Unable to cross the US border in order to open by business in Ontario	8	6.30%	25.00%
Other	4	3.15%	12.50%

Please indicate which types of COVID-19 related aid you have applied for. Select all that apply.

Which Types of COVID-19 Aid

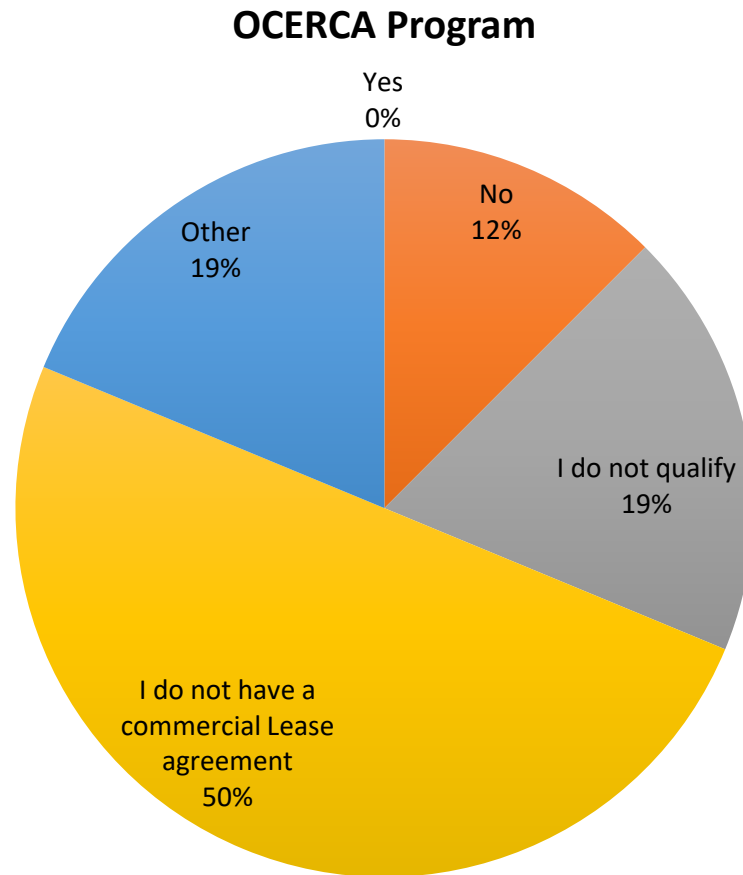


Types of COVID-19 Aid Select all that apply	Value	%	% of Total Surveys
10% wage subsidy	1	2.00%	3.13%
75% wage subsidy	5	10.00%	15.63%
\$40k interest free loan	12	24.00%	37.50%
Employment insurance (EI)	2	4.00%	6.25%
Canadian Emergency Response Benefit (CERB)	10	20.00%	31.25%
GST/HST/Customs Deferral	4	8.00%	12.50%
I did not qualify for any aid	10	20.00%	31.25%
N/A	4	8.00%	12.50%
Other	2	4.00%	6.25%

Deferring GST/HST & Customs remittance until June 30
8%



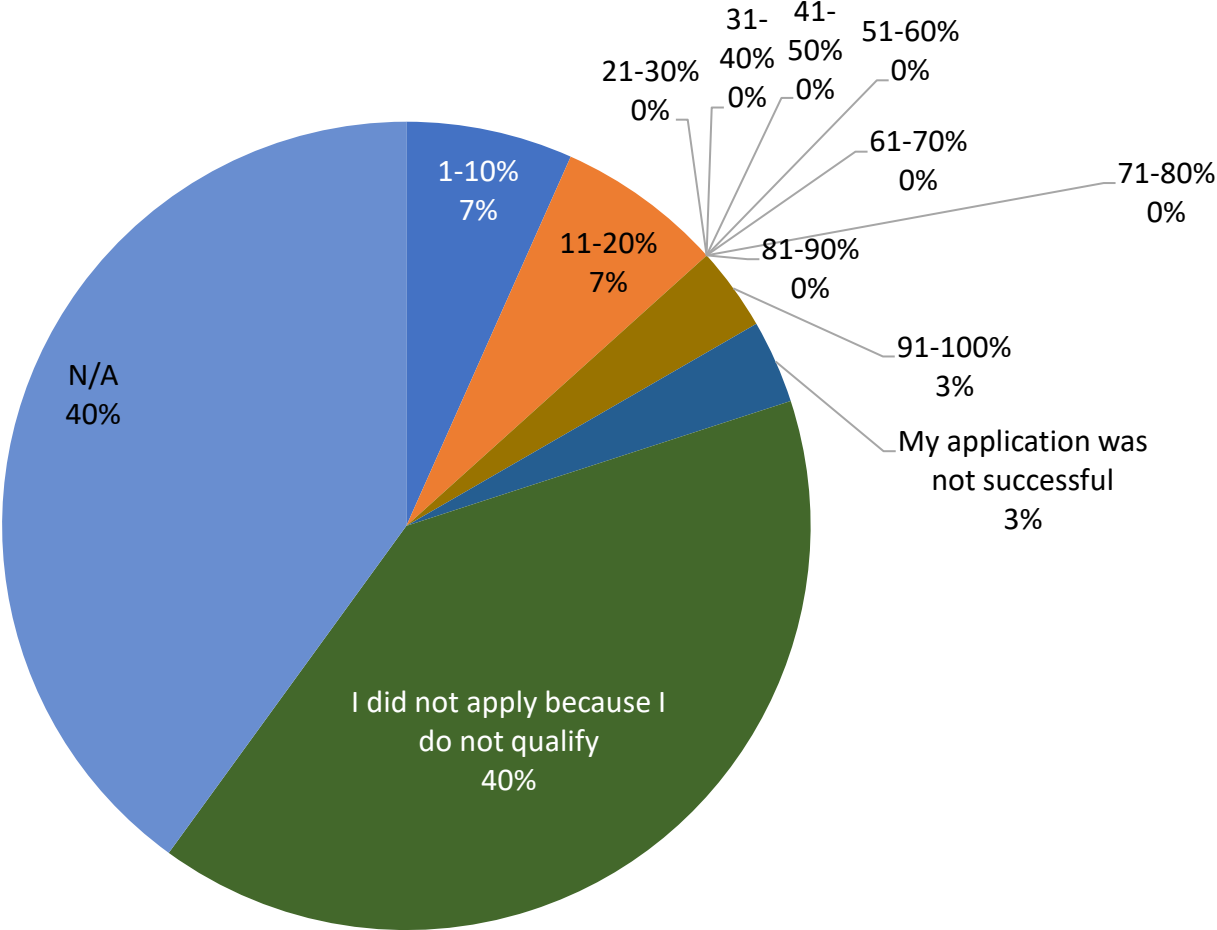
Has your Landlord applied for the Ontario-Canada Emergency Commercial Rent Assistance (OCERCA) program?



Has your Landlord applied for OCERCA	Value	%
Yes	0	0.00%
No	4	12.50%
I do not qualify	6	18.75%
I do not have a commercial lease agreement	16	50.00%
Other	6	18.75%

Please indicate what percentage of your workforce you were able to sustain with the Canadian Emergency Wage Subsidy (CEWS)

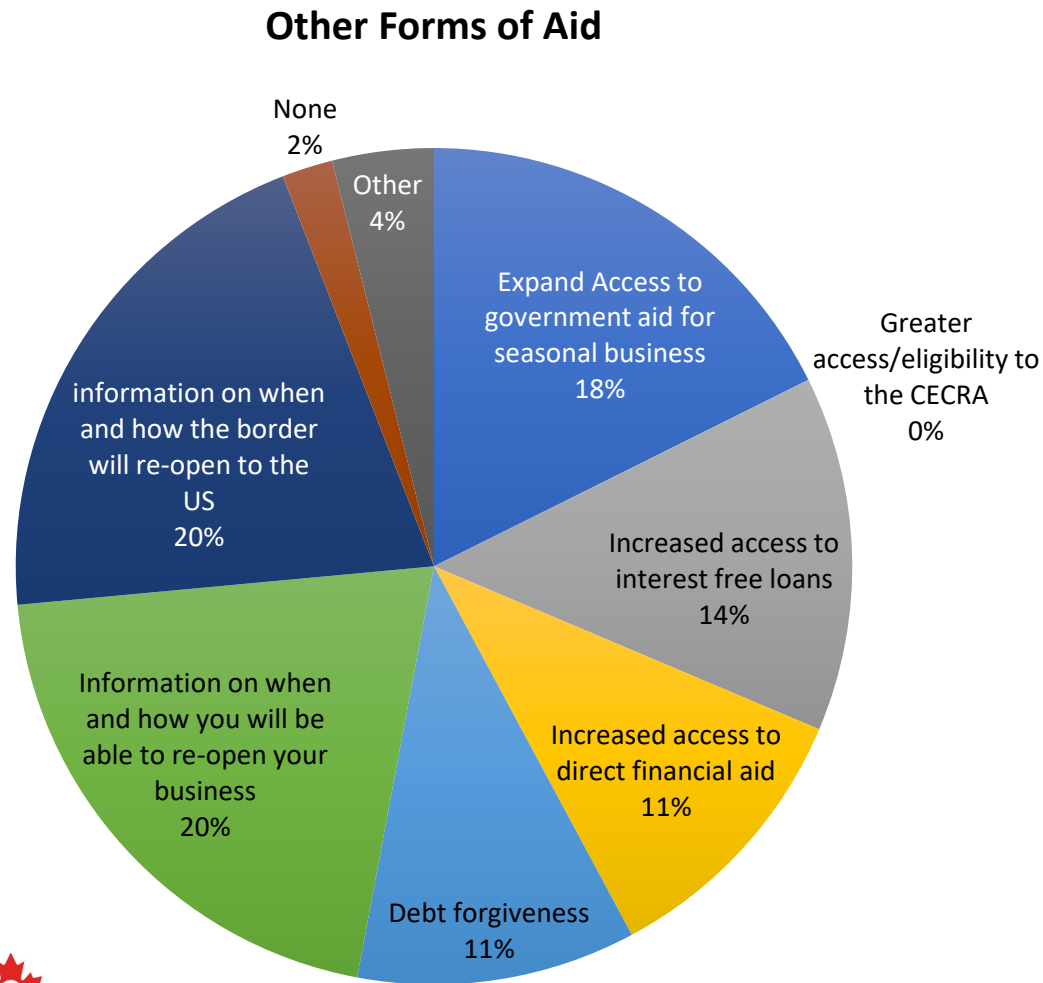
CEWS



Percentage of your workforce you were able to sustain with CEWS	Value	%
1-10%	2	6.67%
11-20%	2	6.67%
21-30%	0	0.00%
31-40%	0	0.00%
41-50%	0	0.00%
51-60%	0	0.00%
61-70%	0	0.00%
71-80%	0	0.00%
81-90%	0	0.00%
91-100%	1	3.33%
My application was not successful	1	3.33%
did not apply because I do not qualify	12	40.00%
N/A	12	40.00%



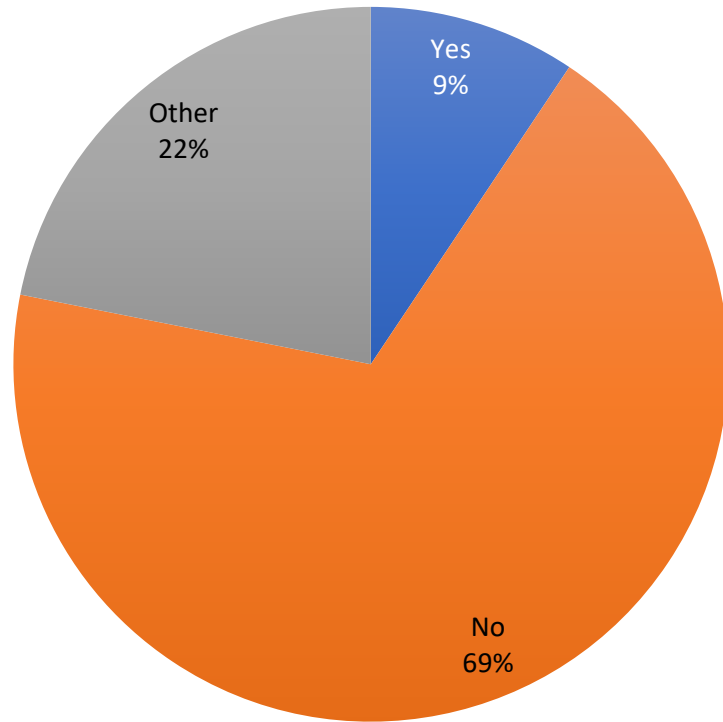
What other forms of aid/resources do you require during COVID-19? Select all that apply.



Other forms of aid/resources required Select all that apply	Value	%	% of Total Surveys
Expanded Access to government aid for seasonal businesses	18	17.65%	56.25%
Greater access/eligibility to the Canadian Emergency Commercial Rent Assistance	0	0.00%	0.00%
Increased access to interest free loans	14	13.73%	43.75%
Increased access to direct financial aid	11	10.78%	34.38%
Debt forgiveness	11	10.78%	34.38%
Information on when and how you will be able to re-open your business	21	20.59%	65.63%
Information on when and how the border will re-open to the US	21	20.59%	65.63%
None	2	1.96%	6.25%
Other	4	3.92%	12.50%

Is the current COVID-19 Government aid sufficient to ensure that your tourism operation will remain viable and ready to open when the restrictions are lifted?

Is the Government aid Enough?



Is the Government aid enough	Value	%
Yes	3	9.38%
No	22	68.75%
Other	7	21.88%