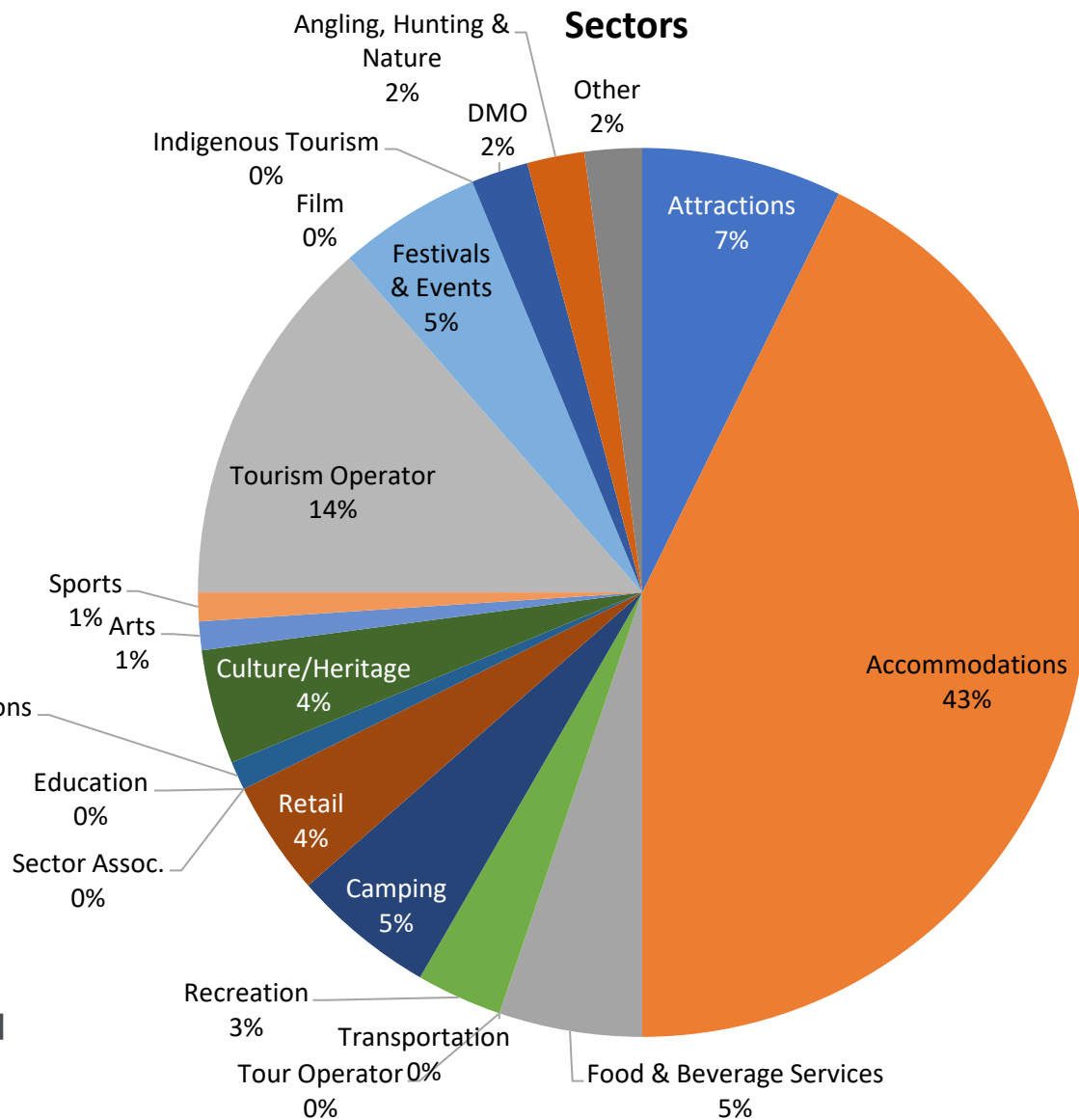




Ontario Regional Tourism Organization 13a  
Covid-19 Survey 5 Results  
May 13 – 19, 2020

# Which sector do you operate in?

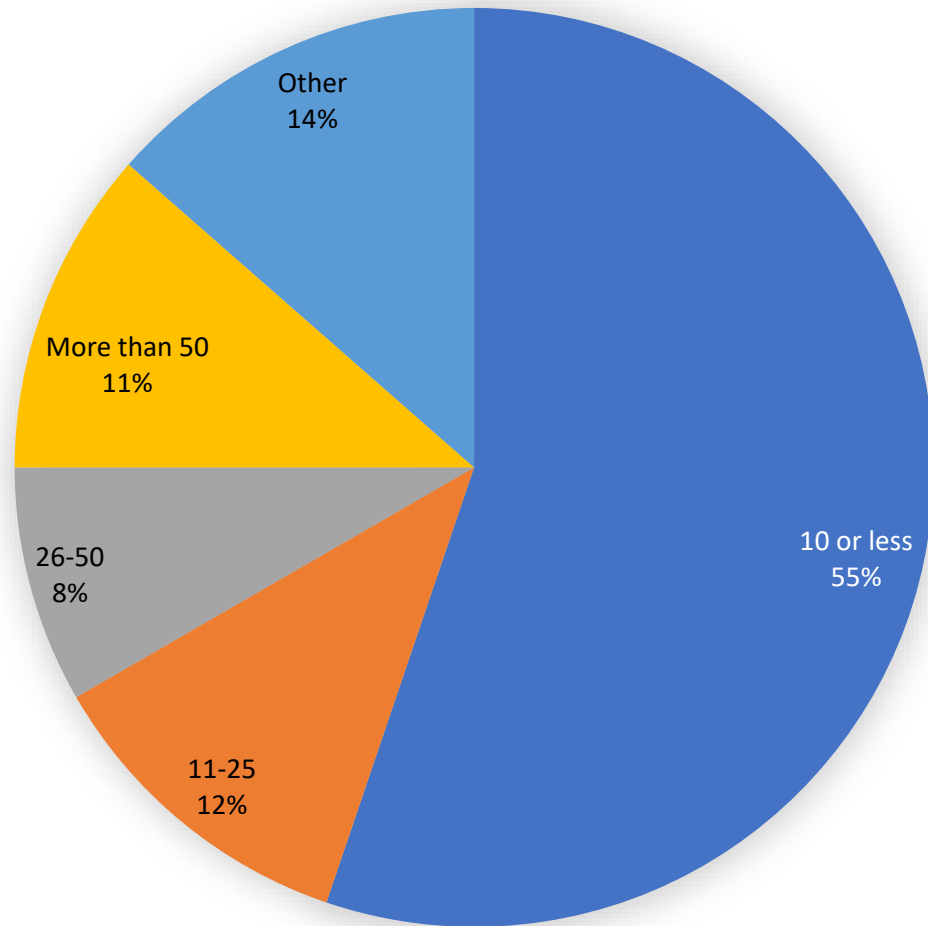
96 completed surveys



Sectors	Value	%
Attractions	7	7.29%
Accommodations	41	42.71%
Food & Beverage Services	5	5.21%
Transportation	0	0.00%
Tour Operator	0	0.00%
Recreation	3	3.13%
Camping	5	5.21%
Retail	4	4.17%
Sector Association	0	0.00%
Education	0	0.00%
Meeting & Conventions	1	1.04%
Culture/Heritage	4	4.17%
Arts	1	1.04%
Sport	1	1.04%
Tourism Operator	13	13.54%
Film	0	0.00%
Festivals and Events	5	5.21%
Indigenous Tourism	0	0.00%
DMO	2	2.08%
Angling, Hunting & Nature	2	2.08%
Other	2	2.08%

# How many employees does your business have?

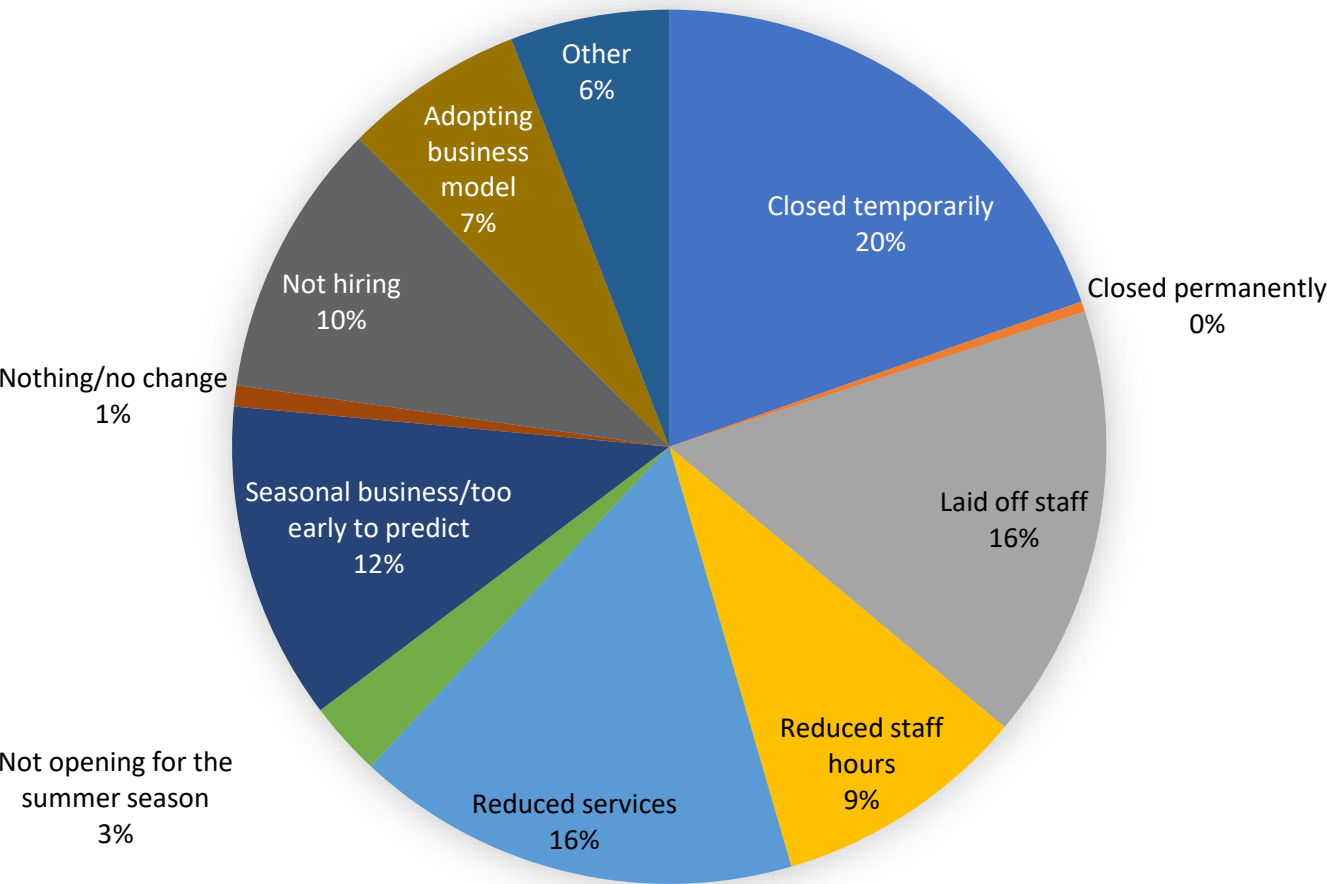
Number of Employees



Number of Employees	Value	%
10 or less	53	55.21%
11-26	11	11.46%
26-50	8	8.33%
More than 50	11	11.46%
Other	13	13.54%

# What actions have you currently taken as a result of COVID-19? Select all that apply.

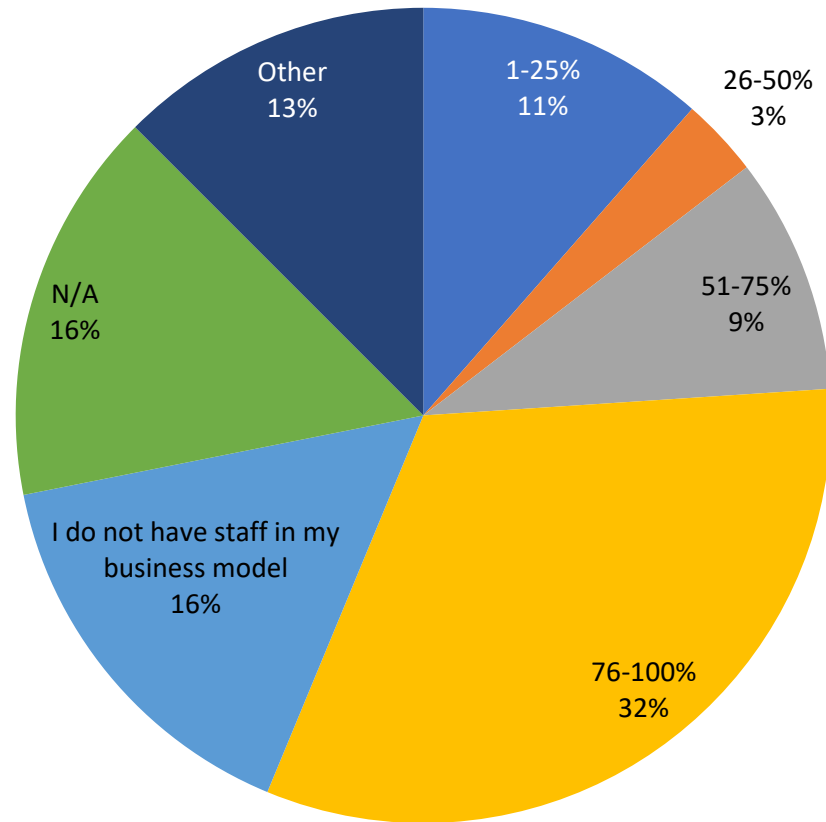
Actions currently taken as a result of COVID-19



Actions taken as a result of COVID-19 Select all that apply	Value	%	% of Total Surveys
Closed Temporarily	50	19.61%	52.08%
Closed Permanently	1	0.39%	1.04%
Laid off staff	41	16.08%	42.71%
Reduced staff hours	24	9.41%	25.00%
Reduced services	42	16.47%	43.75%
Not opening for the summer season	7	2.75%	7.29%
Seasonal business/too early to predict	30	11.76%	31.25%
Nothing/no change	2	0.78%	2.08%
Not hiring	26	10.20%	27.08%
Adotping business model	17	6.67%	17.71%
Other	15	5.88%	15.63%

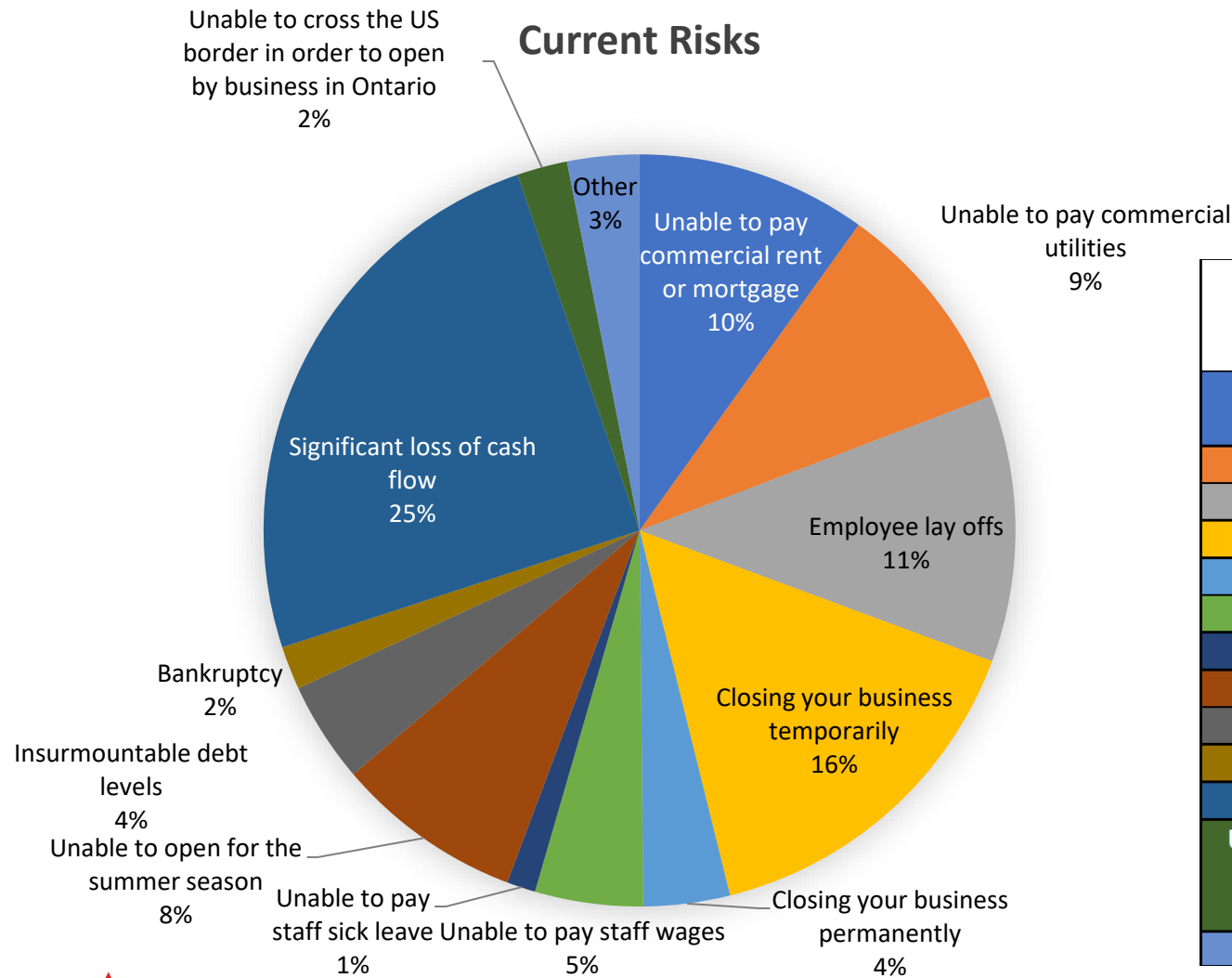
# Please indicate what percentage of your employees are being laid off

% of Employees Laid Off



Percentage of employees laid off	Value	%
1-25%	11	11.46%
26-50%	3	3.13%
51-75%	9	9.38%
76-100%	31	32.29%
I do not have staff in my business model	15	15.63%
N/A	15	15.63%
Other	12	12.50%

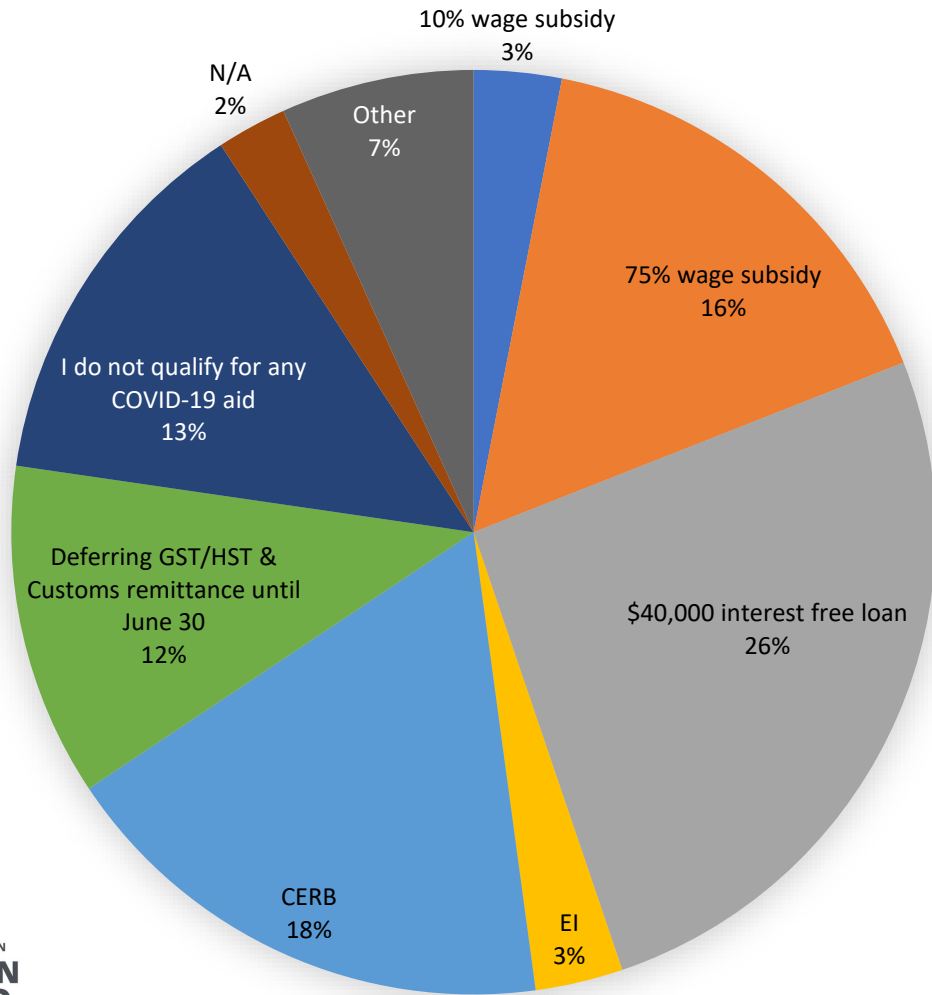
# Please indicate the risk your tourism business is facing presently. Select all that apply.



Current Risks Select all that apply	Value	%	% of Total Surveys
Can't pay commercial rent/mortgage	32	9.91%	33.33%
Can't pay commercial utilities	30	9.29%	31.25%
Employee Layoffs	37	11.46%	38.54%
Closing business temporarily	50	15.48%	52.08%
Closing business permanently	12	3.72%	12.50%
Unable to pay wages	15	4.64%	15.63%
Unable to pay sick leave	4	1.24%	4.17%
Unable to open for the summer	26	8.05%	27.08%
Insurmountable debt	14	4.33%	14.58%
Bankruptcy	6	1.86%	6.25%
Significant loss of cash flow	80	24.77%	83.33%
Unable to cross the US border in order to open by business in Ontario	7	2.17%	7.29%
Other	10	3.10%	10.42%

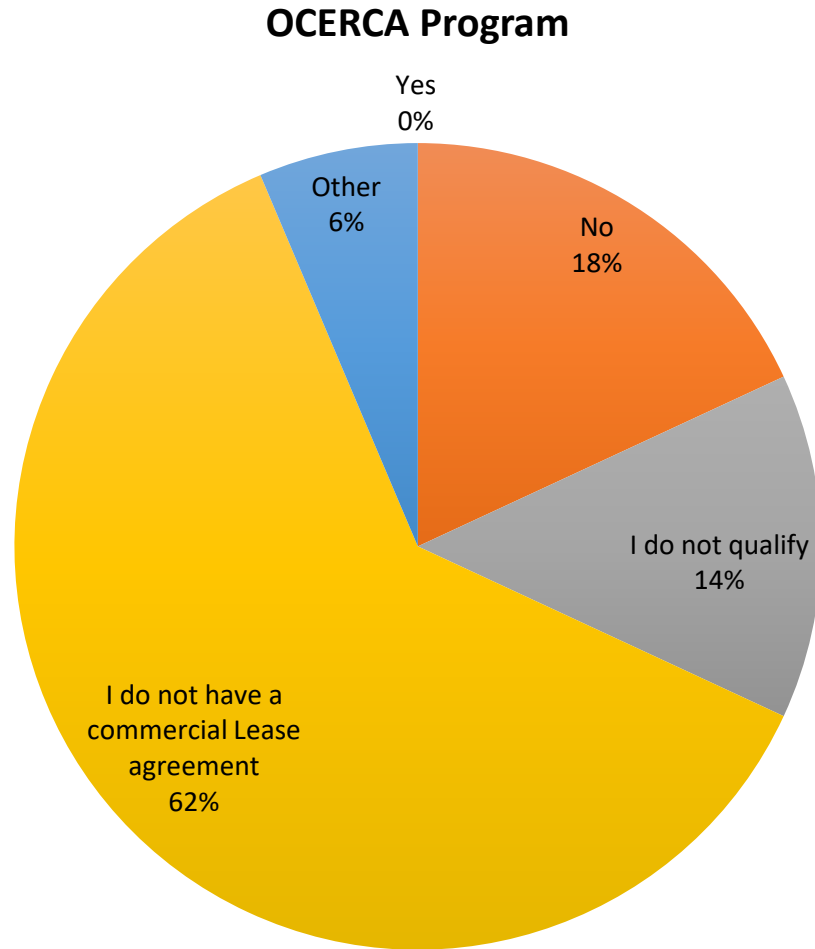
Please indicate which types of COVID-19 related aid you have applied for. Select all that apply.

Which Types of COVID-19 Aid



Types of COVID-19 Aid Select all that apply	Value	%	% of Total Surveys
10% wage subsidy	5	3.07%	5.21%
75% wage subsidy	26	15.95%	27.08%
\$40k interest free loan	42	25.77%	43.75%
Employment insurance (EI)	5	3.07%	5.21%
Canadian Emergency Response Benefit (CERB)	29	17.79%	30.21%
GST/HST/Customs Deferral	19	11.66%	19.79%
I did not qualify for any aid	22	13.50%	22.92%
N/A	4	2.45%	4.17%
Other	11	6.75%	11.46%

# Has your Landlord applied for the Ontario-Canada Emergency Commercial Rent Assistance (OCERCA) program?

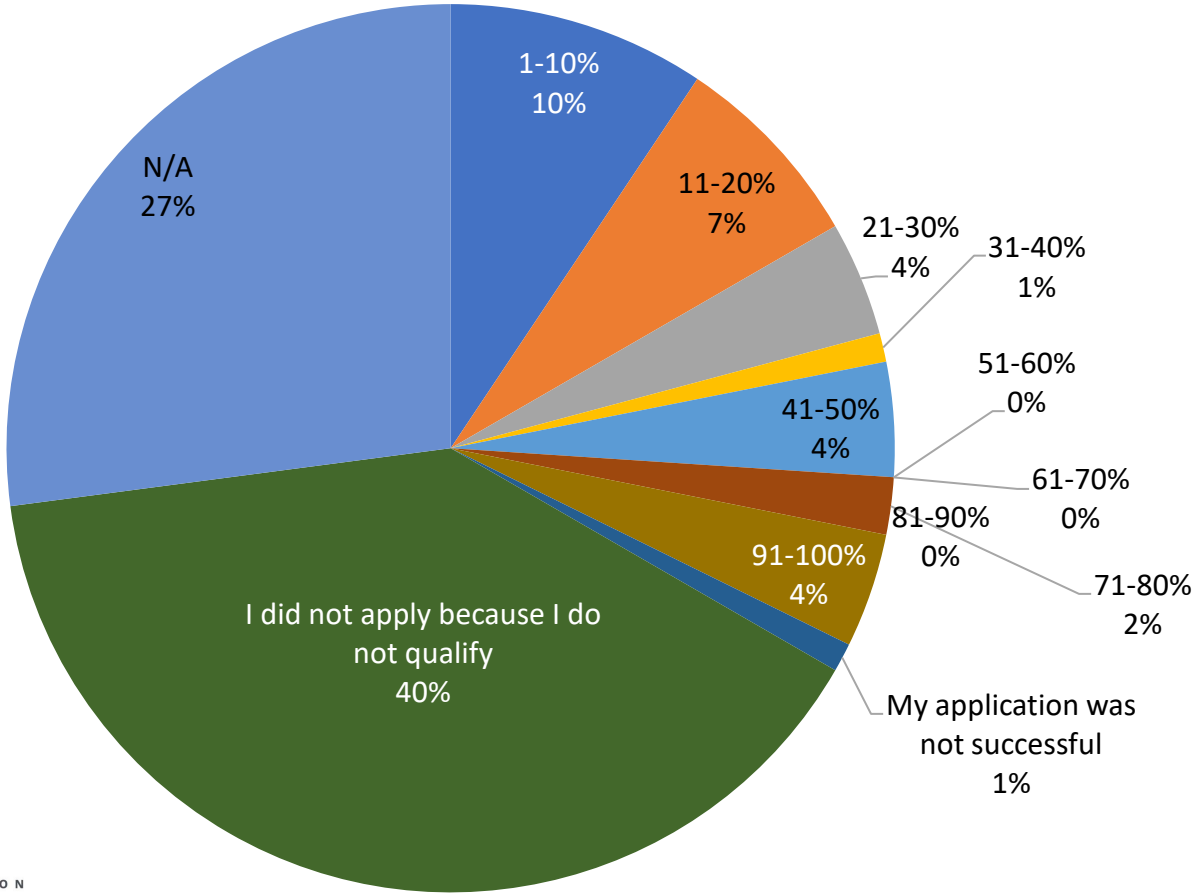


Has your Landlord applied for OCERCA	Value	%
Yes	0	0.00%
No	17	18.09%
I do not qualify	13	13.83%
I do not have a commercial lease agreement	58	61.70%
Other	6	6.38%



# Please indicate what percentage of your workforce you were able to sustain with the Canadian Emergency Wage Subsidy (CEWS)

## CEWS

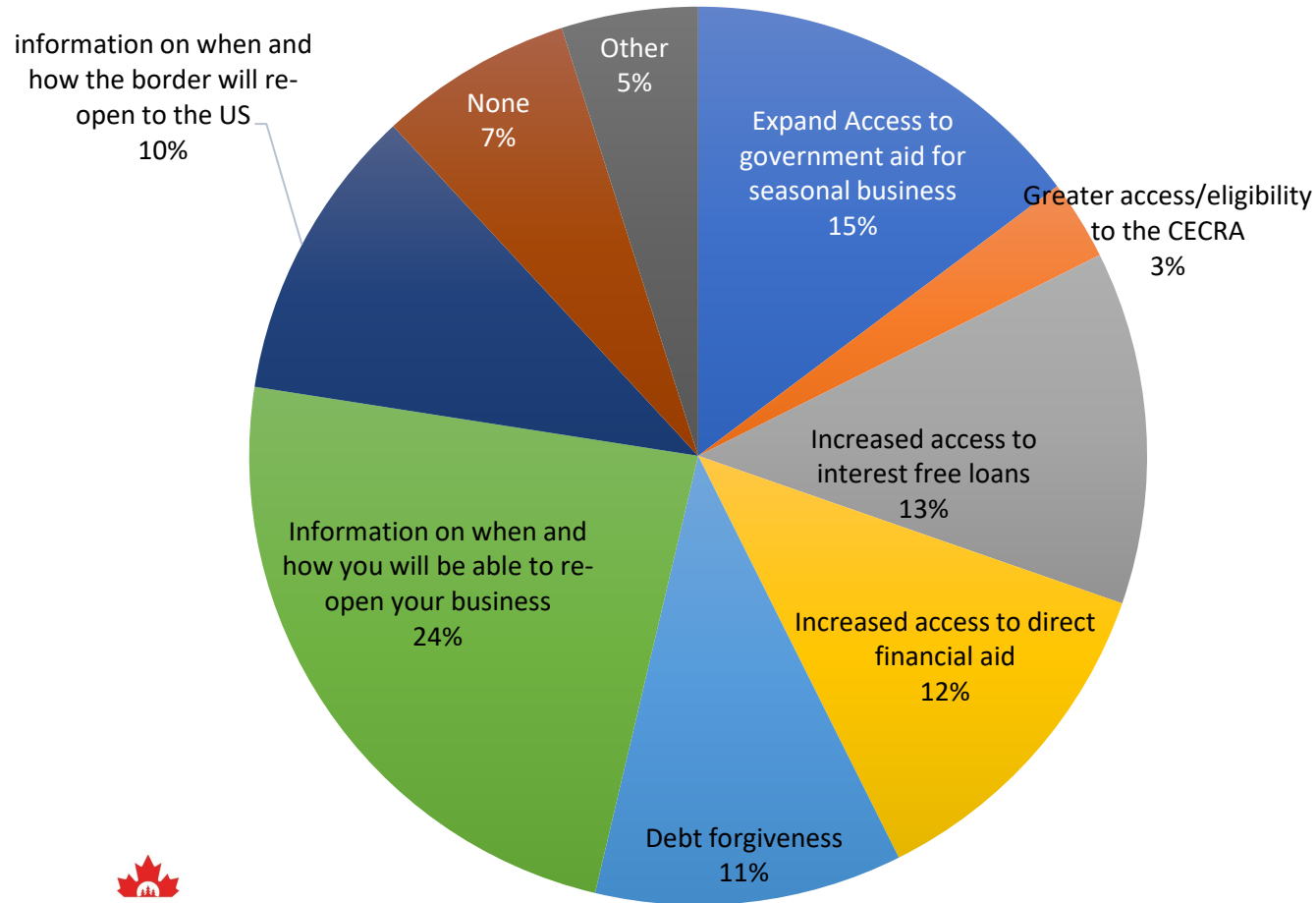


Percentage of your workforce you were able to sustain with CEWS	Value	%
1-10%	9	9.38%
11-20%	7	7.29%
21-30%	4	4.17%
31-40%	1	1.04%
41-50%	4	4.17%
51-60%	0	0.00%
61-70%	0	0.00%
71-80%	2	2.08%
81-90%	0	0.00%
91-100%	4	4.17%
My application was not successful	1	1.04%
did not apply because I do not qualify	38	39.58%
N/A	26	27.08%



# What other forms of aid/resources do you require during COVID-19? Select all that apply.

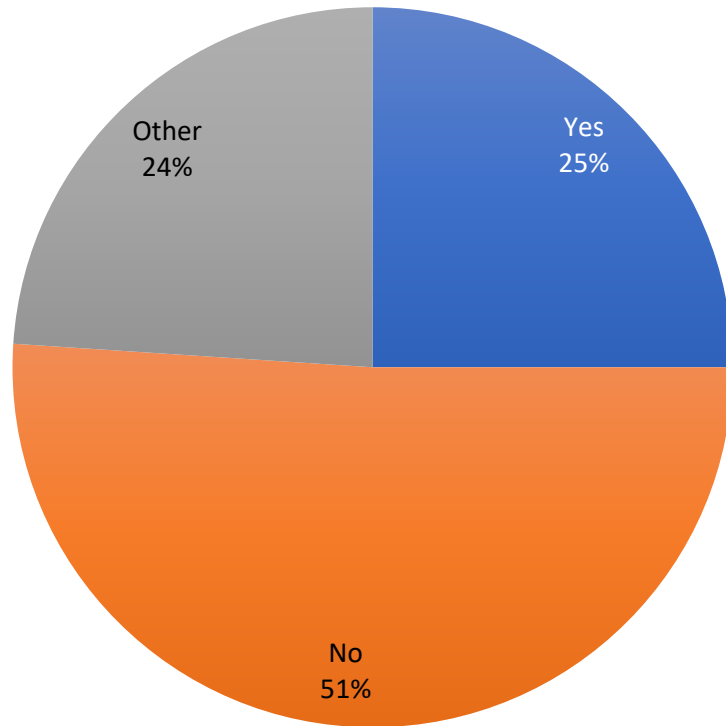
Other Forms of Aid



Other forms of aid/resources required Select all that apply	Value	%	% of Total Surveys
Expanded Access to government aid for seasonal businesses	36	14.75%	37.50%
Greater access/eligibility to the Canadian Emergency Commercial Rent Assistance	7	2.87%	7.29%
Increased access to interest free loans	31	12.70%	32.29%
Increased access to direct financial aid	30	12.30%	31.25%
Debt forgiveness	27	11.07%	28.13%
Information on when and how you will be able to re-open your business	58	23.77%	60.42%
Information on when and how the border will re-open to the US	26	10.66%	27.08%
None	17	6.97%	17.71%
Other	12	4.92%	12.50%

# Is the current COVID-19 Government aid sufficient to ensure that your tourism operation will remain viable and ready to open when the restrictions are lifted?

Is the Government aid Enough?



Is the Government aid enough	Value	%
Yes	24	25.00%
No	49	51.04%
Other	23	23.96%