

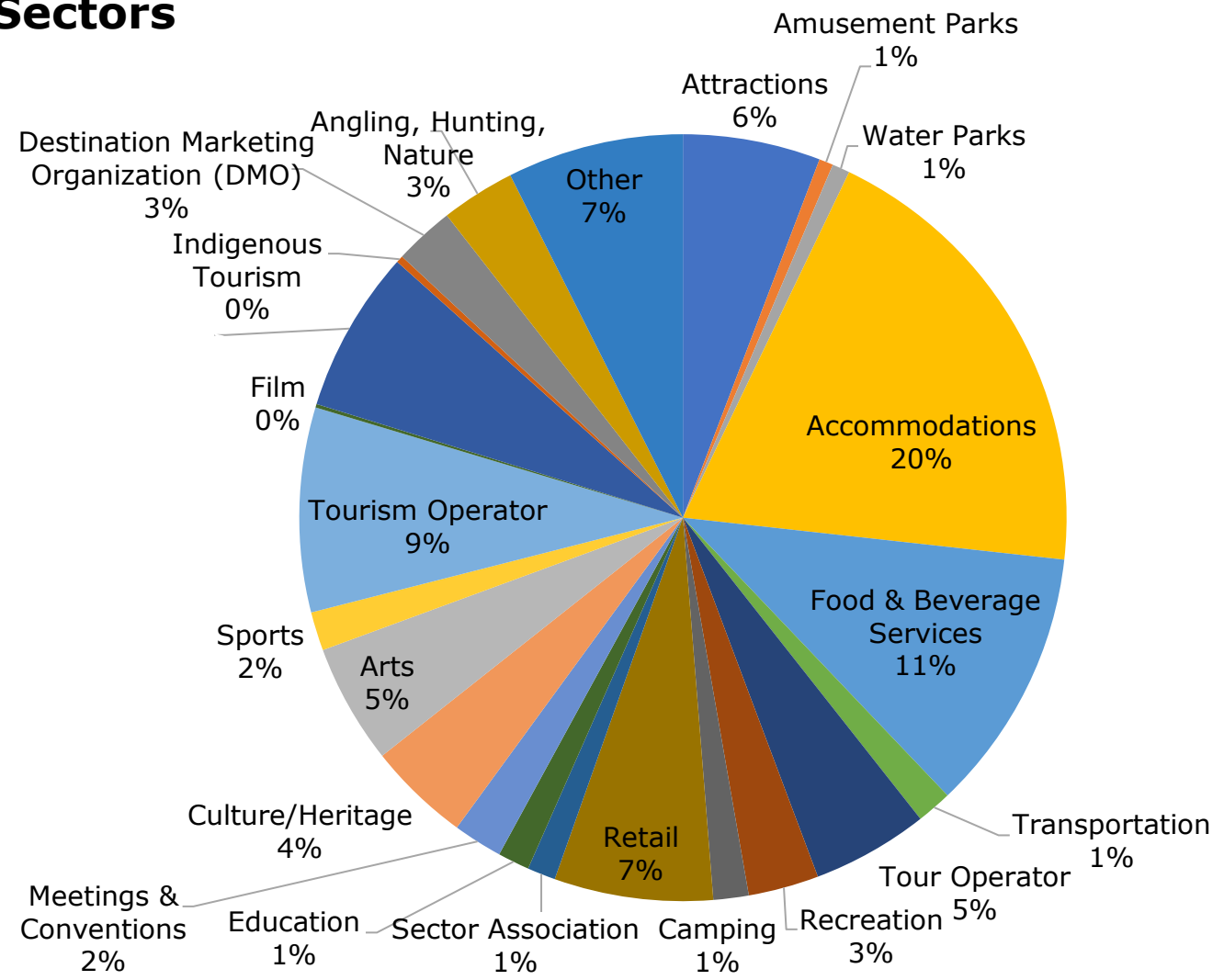


Ontario Regional Tourism Organizations
Covid-19 Survey 7 Results
July 17-31, 2020

Which sector do you operate in?

675 completed surveys

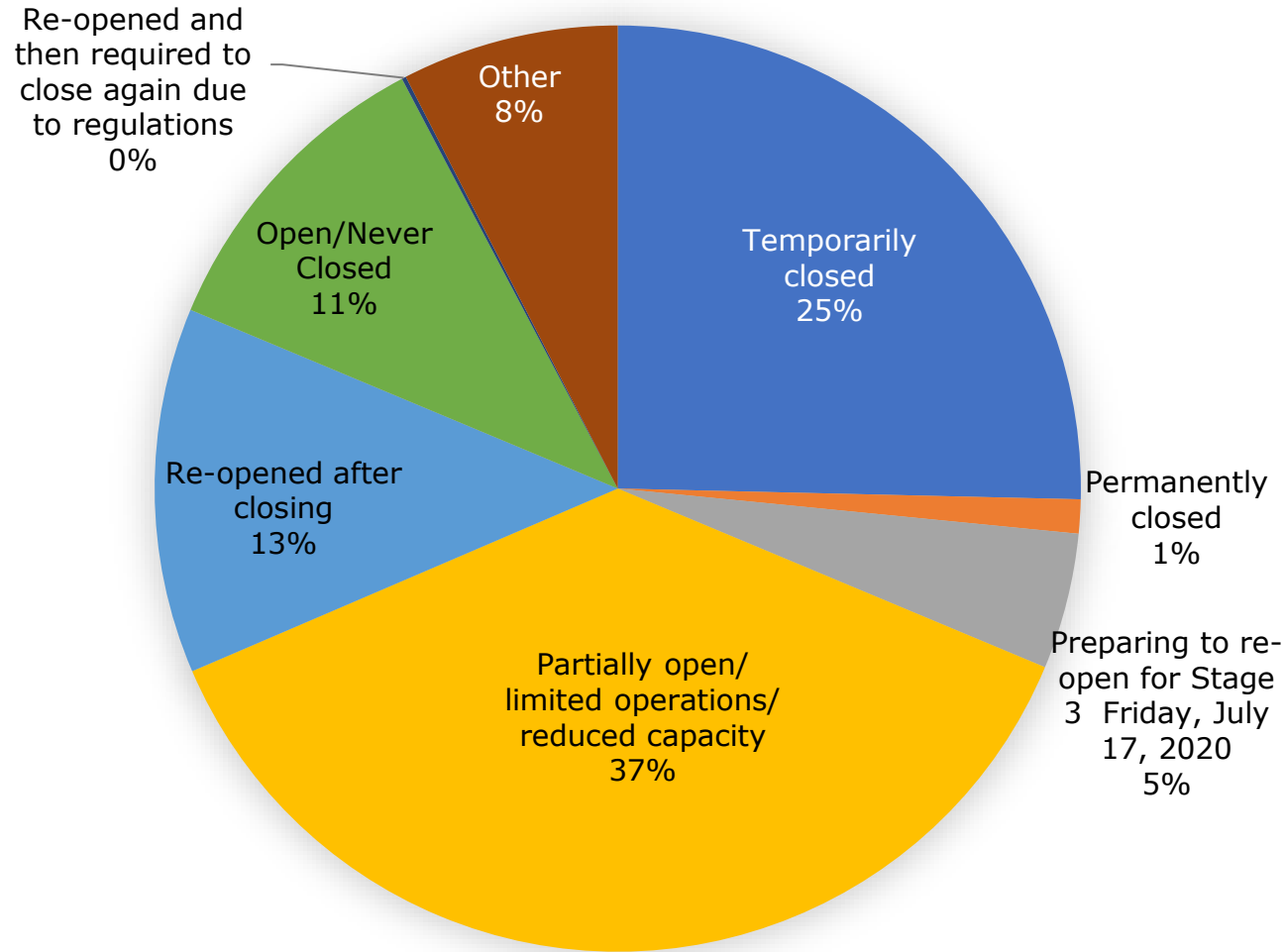
Sectors



Sectors	Value	%
Accommodations	132	19.61%
Food & Beverage Services	75	11.14%
Tourism Operator	58	8.62%
Other	50	7.43%
Festivals & Events	46	6.84%
Retail	45	6.69%
Attractions	39	5.79%
Arts	34	5.05%
Tour Operator	33	4.90%
Culture/Heritage	29	4.31%
Angling, Hunting, Nature	21	3.12%
Recreation	20	2.97%
Destination Marketing Organization (DMO)	17	2.53%
Meetings & Conventions	14	2.08%
Sports	11	1.63%
Transportation	10	1.49%
Camping	10	1.49%
Education	9	1.34%
Sector Association	8	1.19%
Water Parks	5	0.74%
Amusement Parks	4	0.59%
Indigenous Tourism	2	0.30%
Film	1	0.15%

What is the current status of your tourism business or operation?

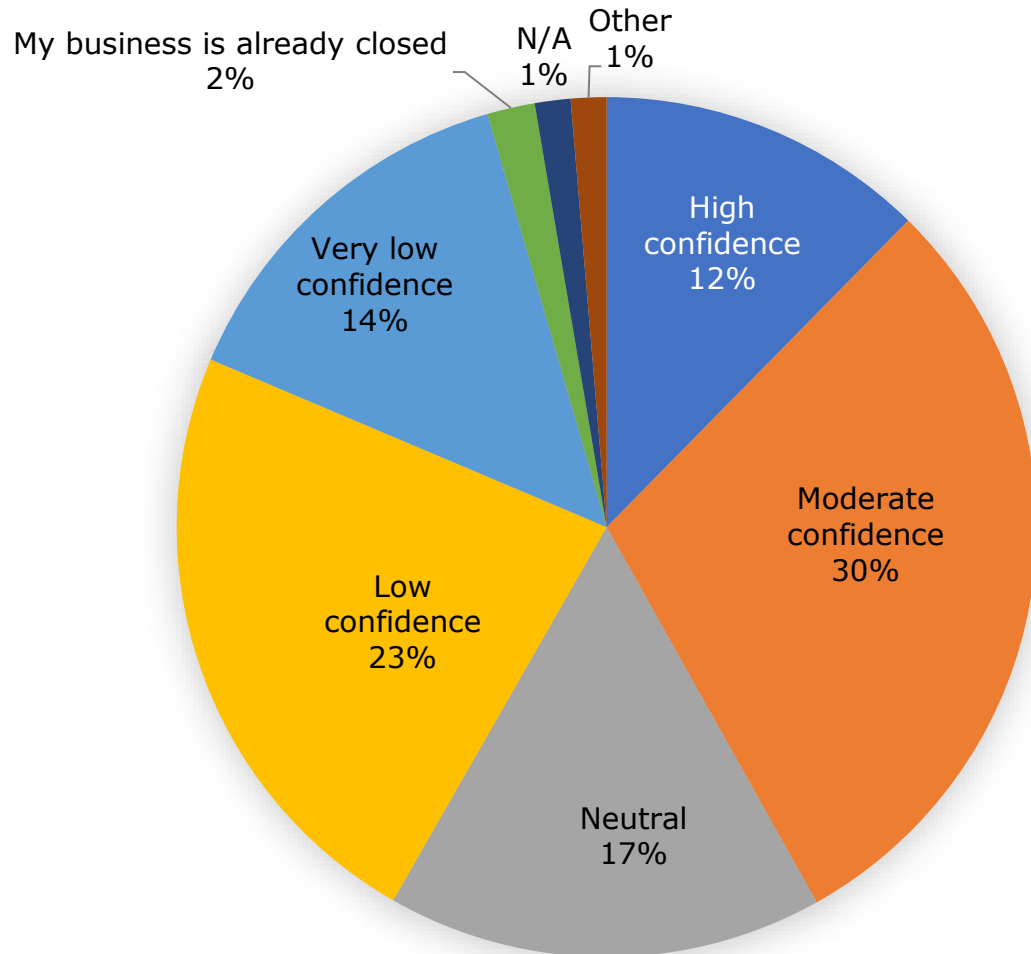
Current Status



Current status of your business	Value	%
Partially open/ limited operations/ reduced capacity	251	37.24%
Temporarily closed	171	25.37%
Re-opened after closing	86	12.76%
Open/ Never Closed	74	10.98%
Other	51	7.57%
Preparing to re-open for Stage 3 Friday, July 17, 2020	32	4.75%
Permanently closed	8	1.19%
Re-opened and then required to close again due to regulations	1	0.15%

Please select the option that best reflects your confidence around whether your tourism business will remain economically viable through to 2021

Level of Confidence



Level of Confidence	Value	%
High confidence	83	12.37%
Moderate confidence	198	29.51%
Neutral	110	16.39%
Low confidence	155	23.10%
Very low confidence	95	14.16%
My business is already closed	12	1.79%
N/A	9	1.34%
Other	9	1.34%

Please indicate the risks your tourism business is facing presently. Select all that apply

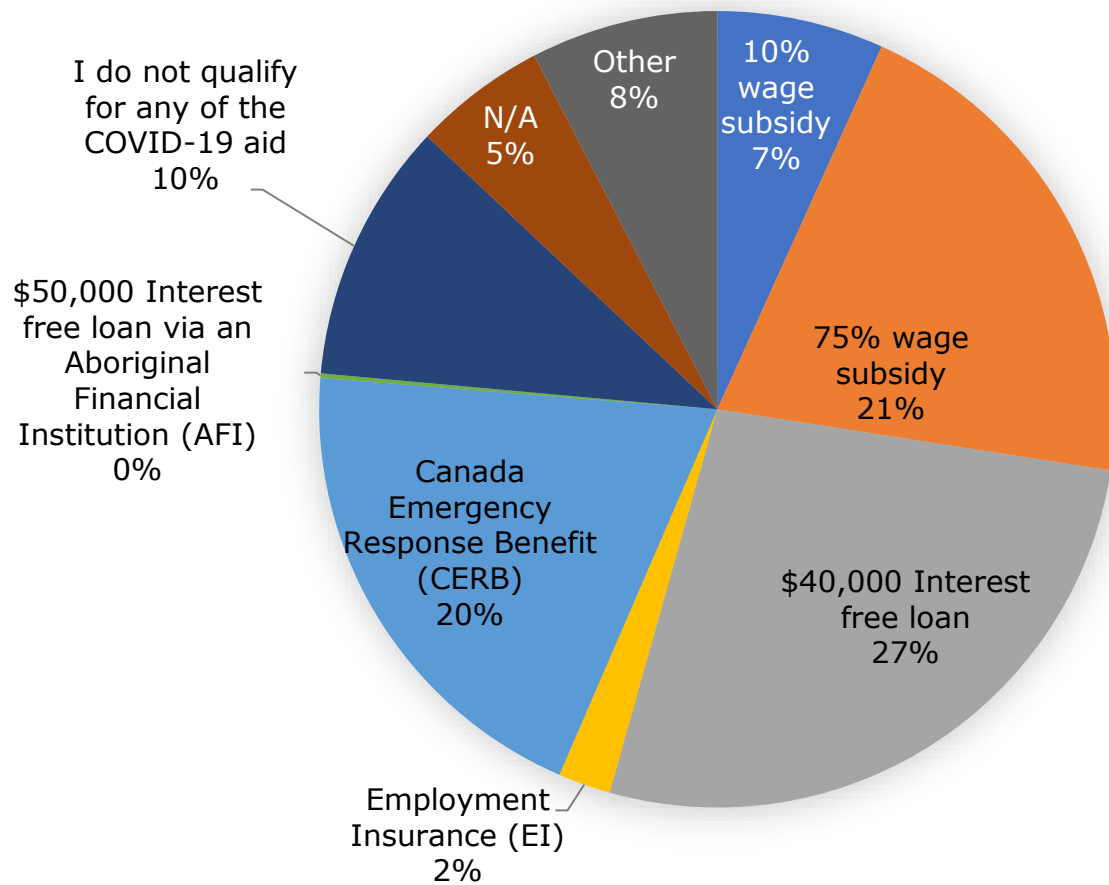
Current Risks



Current Risks Select all that apply	Value	%	% of Total Surveys
Significant loss of cash flow	488	24.13%	72.30%
Employee lay offs	275	13.60%	40.74%
Closing your business temporarily	202	9.99%	29.93%
Unable to open for the summer season	165	8.16%	24.44%
Unable to pay staff wages	157	7.76%	23.26%
Unable to pay commercial rent or mortgage	144	7.12%	21.33%
Other	135	6.68%	20.00%
Insurmountable debt levels	130	6.43%	19.26%
Unable to pay commercial utilities	107	5.29%	15.85%
Closing your business permanently	59	2.92%	8.74%
Unable to pay staff sick leave	59	2.92%	8.74%
Unsure who has the authority to grant me permission to re-open	43	2.13%	6.37%
Bankruptcy	33	1.63%	4.89%
Unable to cross the US border in order to open my business in Ontario	25	1.24%	3.70%

Please indicate which types of COVID-19 related aid you have received to date. Select all that apply

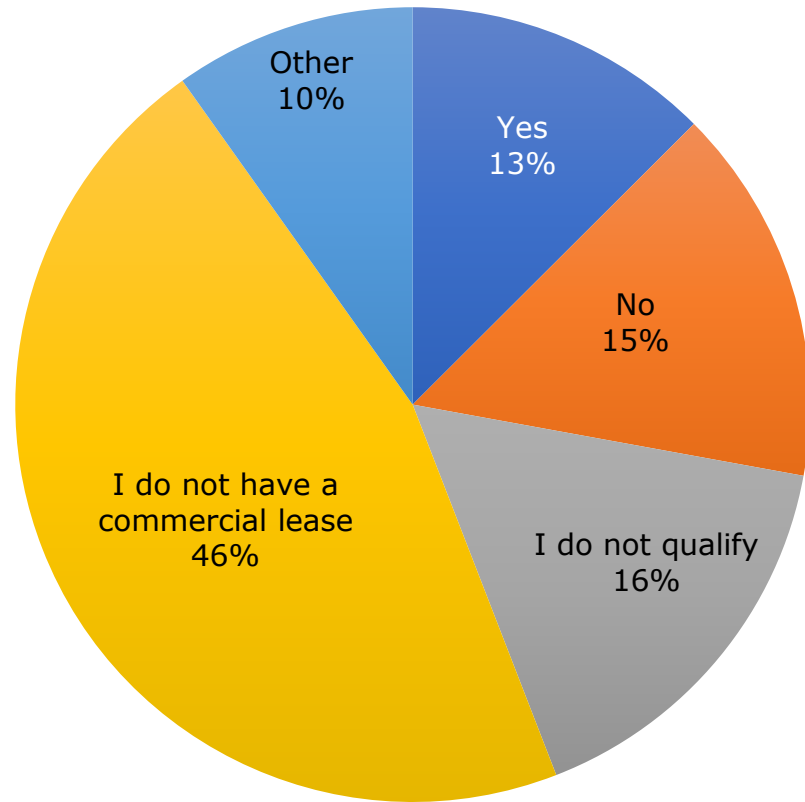
Which Types of COVID-19 Aid



Types of COVID-19 Aid Select all that apply	Value	%	% of Total Surveys
\$40,000 Interest free loan	290	26.90%	42.96%
75% wage subsidy	223	20.69%	33.04%
Canada Emergency Response Benefit (CERB)	213	19.76%	31.56%
I do not qualify for any of the COVID-19 aid	114	10.58%	16.89%
Other	82	7.61%	12.15%
10% wage subsidy	73	6.77%	10.81%
N/A	58	5.38%	8.59%
Employment Insurance (EI)	23	2.13%	3.41%
\$50,000 Interest free loan via an Aboriginal Financial Institution (AFI)	2	0.19%	0.30%

Has your Landlord applied for the Ontario-Canada Emergency Commercial Rent Assistance (OCERCA) program?

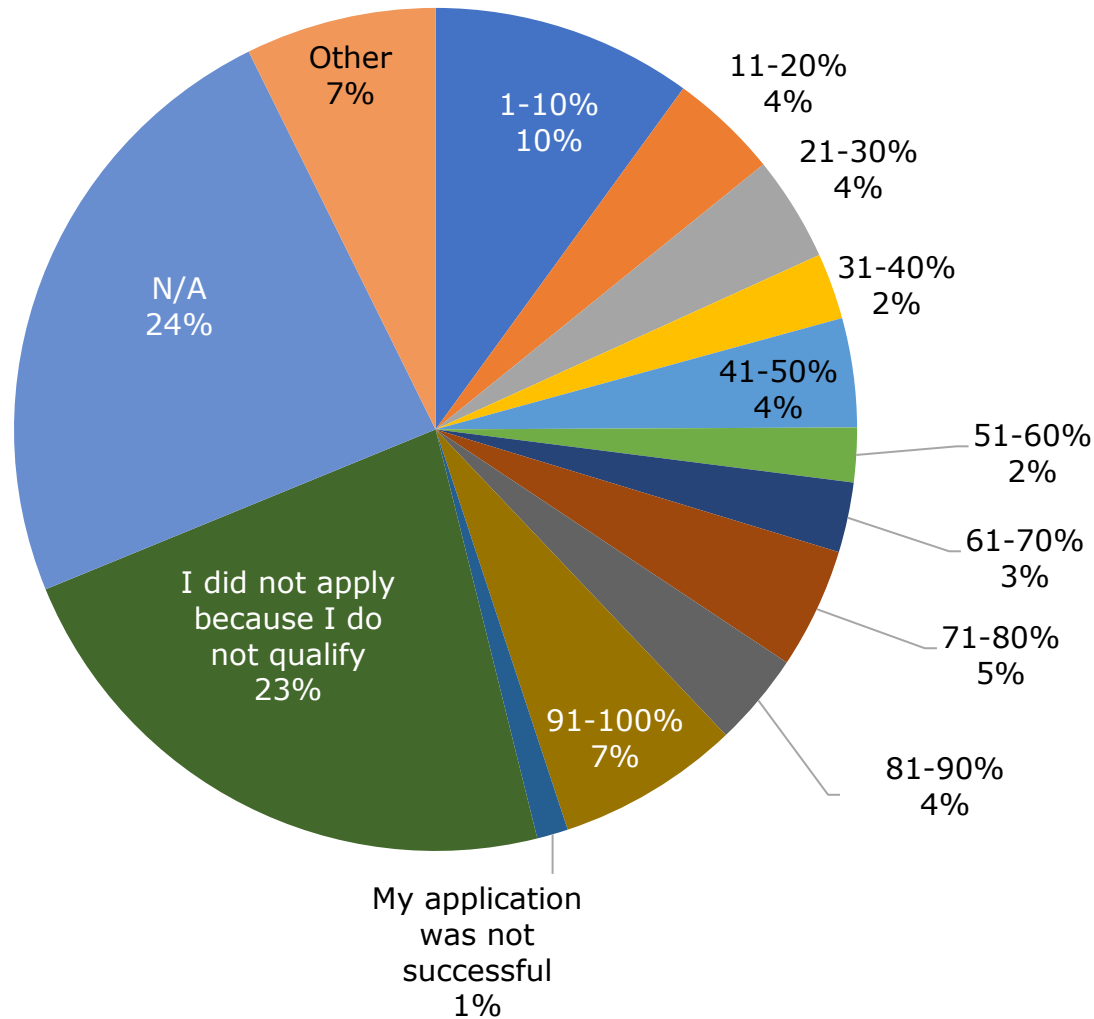
OCERCA Program



Has your Landlord applied for OCERCA	Value	%
Yes	84	12.52%
No	103	15.35%
I do not qualify	109	16.24%
I do not have a commercial lease	309	46.05%
Other	66	9.84%

Please indicate what percentage of your workforce you were able to sustain with the Canadian Emergency Wage Subsidy (CEWS)?

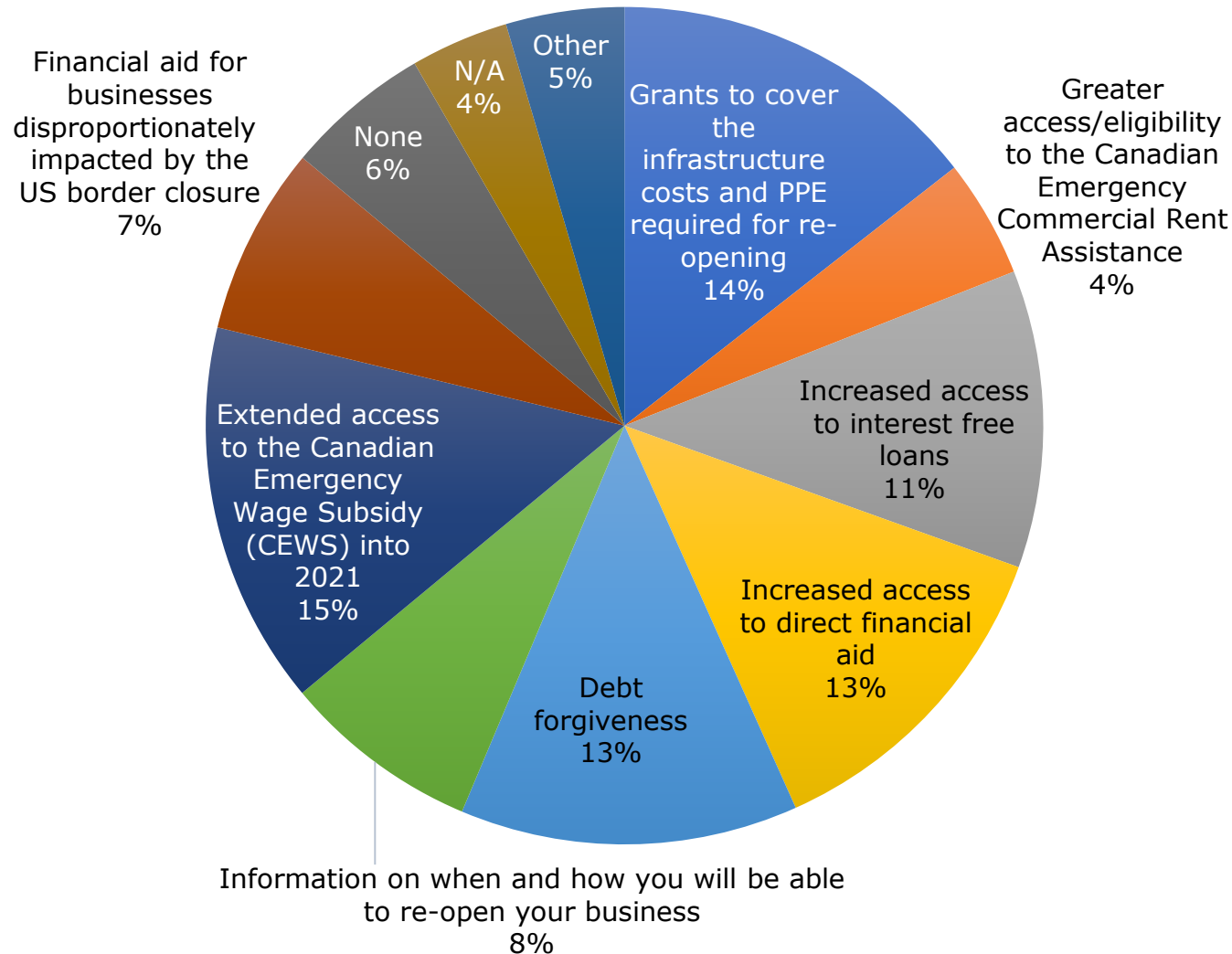
CEWS



Percentage of your workforce you were able to sustain with CEWS	Value	%
1-10%	67	10.00%
11-20%	28	4.18%
21-30%	27	4.03%
31-40%	17	2.54%
41-50%	28	4.18%
51-60%	14	2.09%
61-70%	18	2.69%
71-80%	31	4.63%
81-90%	24	3.58%
91-100%	47	7.01%
My application was not successful	8	1.19%
I did not apply because I do not qualify	152	22.69%
N/A	160	23.88%
Other	49	7.31%

What other forms of aid/resources do you require during COVID-19? Select all that apply

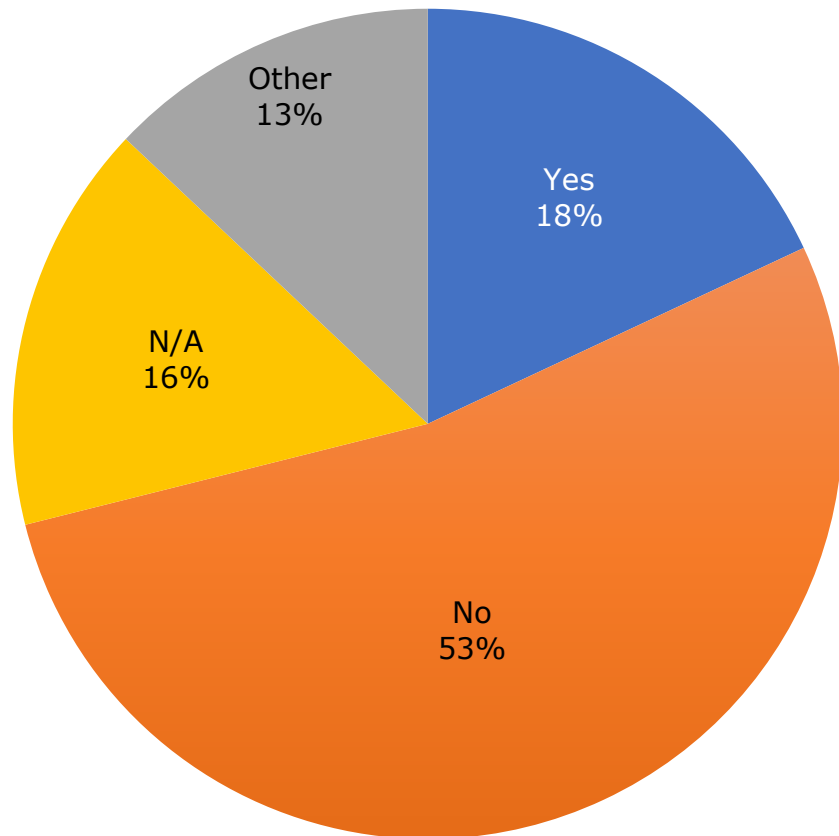
Other forms of aid



Other forms of aid/resources required Select all that apply	Value	%	% of Total Surveys
Extended access to the Canadian Emergency Wage Subsidy (CEWS) into 2021	246	14.79%	36.44%
Grants to cover the infrastructure costs and PPE required for re-opening	240	14.43%	35.56%
Debt forgiveness	217	13.05%	32.15%
Increased access to direct financial aid	213	12.81%	31.56%
Increased access to interest free loans	191	11.49%	28.30%
Information on when and how you will be able to re-open your business	127	7.64%	18.81%
Financial aid for businesses disproportionately impacted by the US border closure	121	7.28%	17.93%
None	93	5.59%	13.78%
Greater access/eligibility to the Canadian Emergency Commercial Rent Assistance	76	4.57%	11.26%
Other	76	4.57%	11.26%
N/A	63	3.79%	9.33%

Is the current COVID-19 Government aid sufficient to ensure that your tourism operation will remain economically viable?

Government aid



Is the Government aid enough	Value	%
Yes	121	18.03%
No	356	53.06%
N/A	107	15.95%
Other	87	12.97%