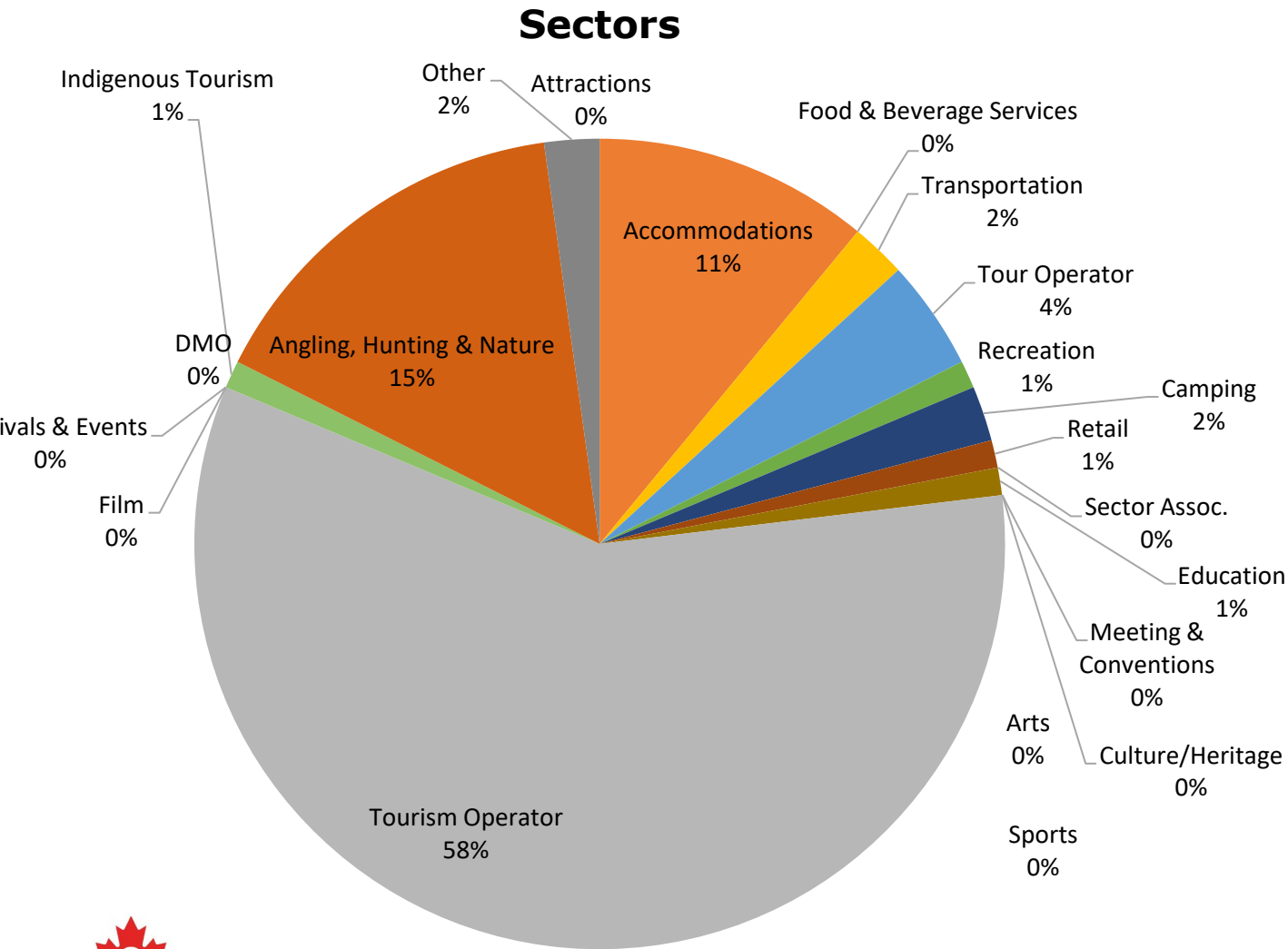




Regional Tourism Organization 13c
Covid-19 Survey 6 Results
June 10 - 19, 2020

Which sector do you operate in?

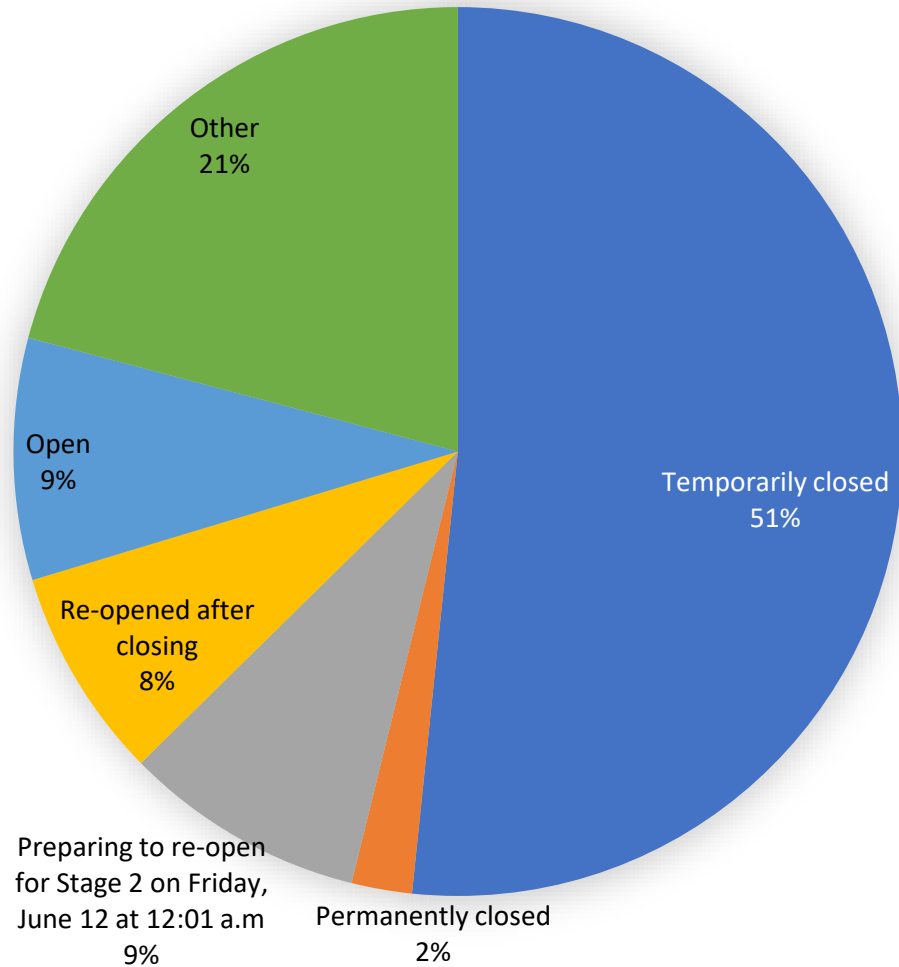
91 completed surveys



Sectors	Value	%
Attractions	0	0.00%
Accommodations	10	10.99%
Food & Beverage Services	0	0.00%
Transportation	2	2.20%
Tour Operator	4	4.40%
Recreation	1	1.10%
Camping	2	2.20%
Retail	1	1.10%
Sector Association	0	0.00%
Education	1	1.10%
Meeting & Conventions	0	0.00%
Culture/Heritage	0	0.00%
Arts	0	0.00%
Sport	0	0.00%
Tourism Operator	53	58.24%
Film	0	0.00%
Festivals and Events	0	0.00%
Indigenous Tourism	1	1.10%
DMO	0	0.00%
Angling, Hunting & Nature	14	15.38%
Other	2	2.20%

What is the current status of your tourism business or operation?

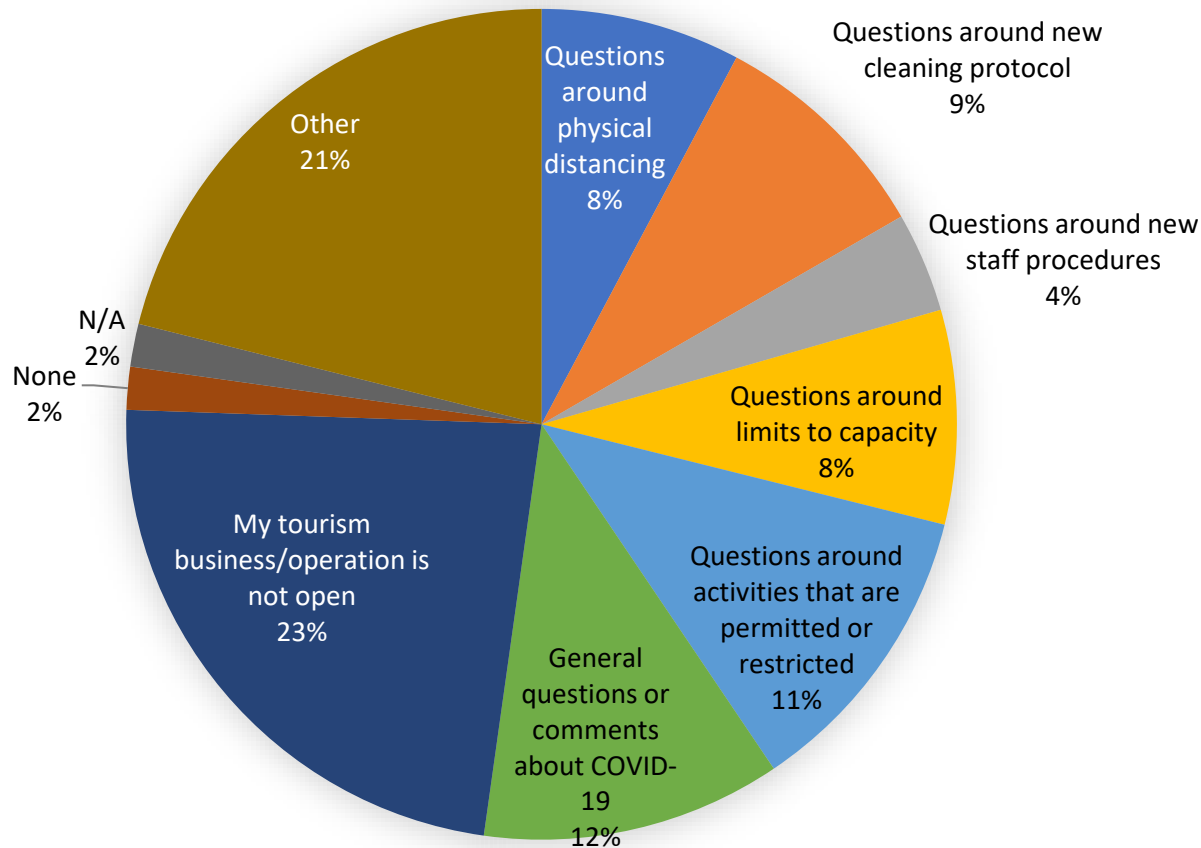
Current status of your business



Current status of your business	Value	%
Temporarily closed	47	51.65%
Permanently closed	2	2.20%
Preparing to re-open for Stage 2 on Friday, June 12 at 12:01 a.m	8	8.79%
Re-opened after closing	7	7.69%
Open	8	8.79%
Other	19	20.88%

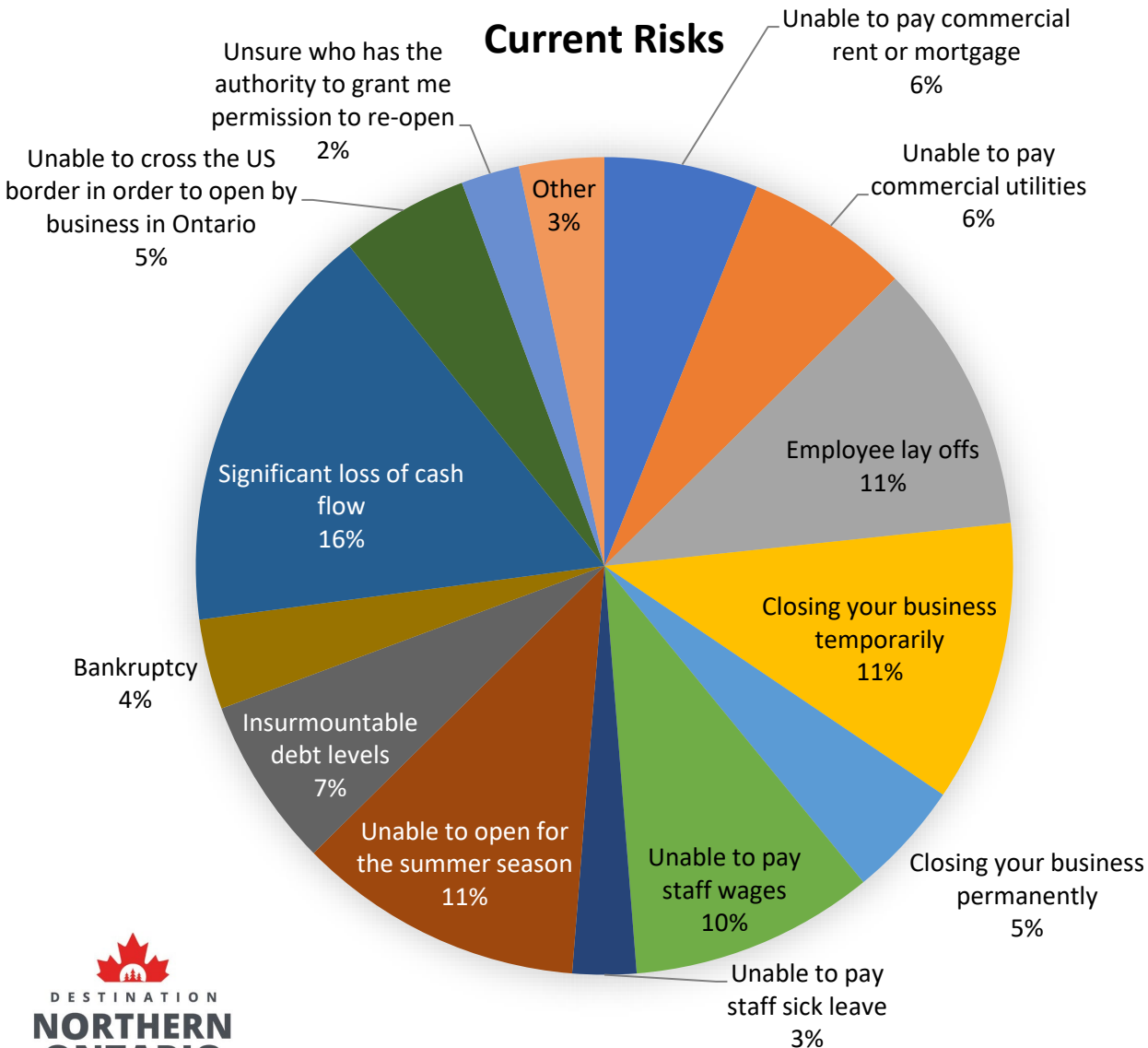
What are the considerations and questions you are fielding from potential visitors to your business? Select all that apply

Considerations from Visitors



Considerations/Questions from Visitors. Select all that apply	Value	%	% of Total Surveys
Questions around physical distancing	14	7.78%	15.38%
Questions around new cleaning protocol	16	8.89%	17.58%
Questions around new staff procedures	7	3.89%	7.69%
Questions around limits to capacity	15	8.33%	16.48%
Questions around activities that are permitted or restricted	21	11.67%	23.08%
General questions or comments about COVID-19	21	11.67%	23.08%
My tourism business/operation is not open	42	23.33%	46.15%
None	3	1.67%	3.30%
N/A	3	1.67%	3.30%
Other	38	21.11%	41.76%

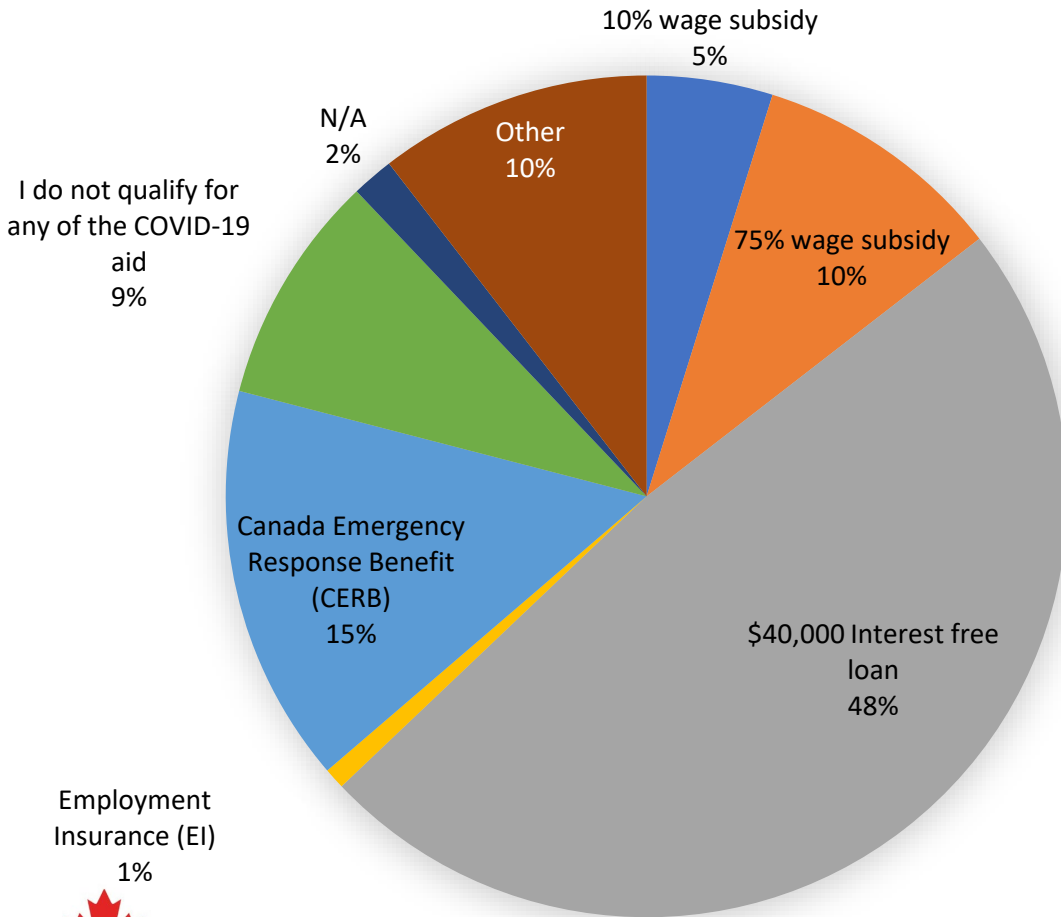
Please indicate the risks your tourism business is facing presently. Select all that apply



Current Risks Select all that apply	Value	%	% of Total Surveys
Unable to pay commercial rent or mortgage	29	6.09%	31.87%
Unable to pay commercial utilities	31	6.51%	34.07%
Employee lay offs	51	10.71%	56.04%
Closing your business temporarily	53	11.13%	58.24%
Closing your business permanently	22	4.62%	24.18%
Unable to pay staff wages	46	9.66%	50.55%
Unable to pay staff sick leave	12	2.52%	13.19%
Unable to open for the summer season	54	11.34%	59.34%
Insurmountable debt levels	32	6.72%	35.16%
Bankruptcy	17	3.57%	18.68%
Significant loss of cash flow	78	16.39%	85.71%
Unable to cross the US border in order to open by business in Ontario	24	5.04%	26.37%
Unsure who has the authority to grant me permission to re-open	11	2.31%	12.09%
Other	16	3.36%	17.58%

Please indicate which types of COVID-19 related aid you have received to date. Select all that apply

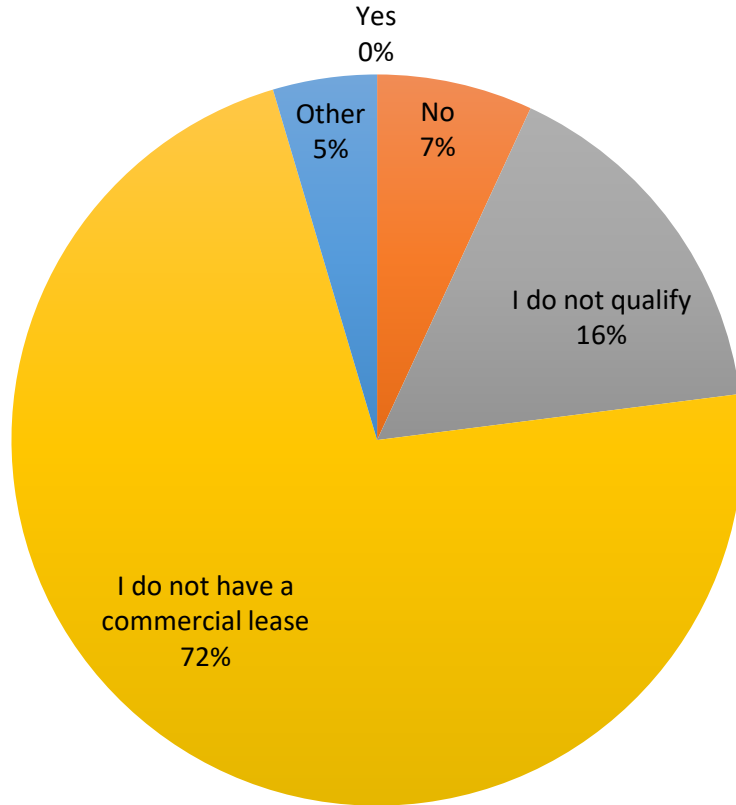
Which Types of COVID-19 Aid



Types of COVID-19 Aid Select all that apply	Value	%	% of Total Surveys
10% wage subsidy	6	4.84%	6.59%
75% wage subsidy	12	9.68%	13.19%
\$40,000 Interest free loan	60	48.39%	65.93%
Employment Insurance (EI)	1	0.81%	1.10%
Canada Emergency Response Benefit (CERB)	19	15.32%	20.88%
do not qualify for any of the COVID-19 aid	11	8.87%	12.09%
N/A	2	1.61%	2.20%
Other	13	10.48%	14.29%

Has your Landlord applied for the Ontario-Canada Emergency Commercial Rent Assistance (OCERCA) program?

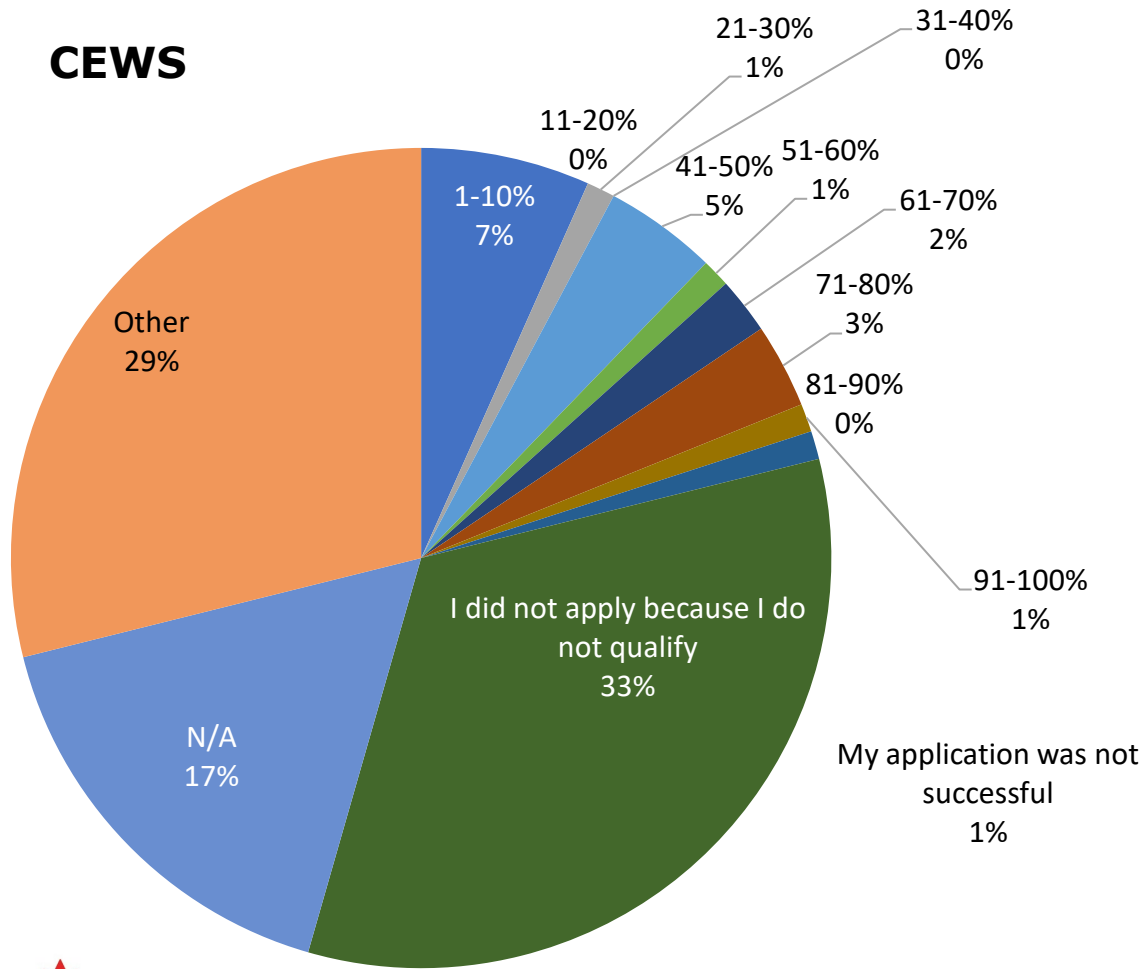
OCERCA Program



Has your Landlord applied for OCERCA	Value	%
Yes	0	0.00%
No	6	6.90%
I do not qualify	14	16.09%
I do not have a commercial lease	63	72.41%
Other	4	4.60%

Please indicate what percentage of your workforce you were able to sustain with the Canadian Emergency Wage Subsidy (CEWS)?

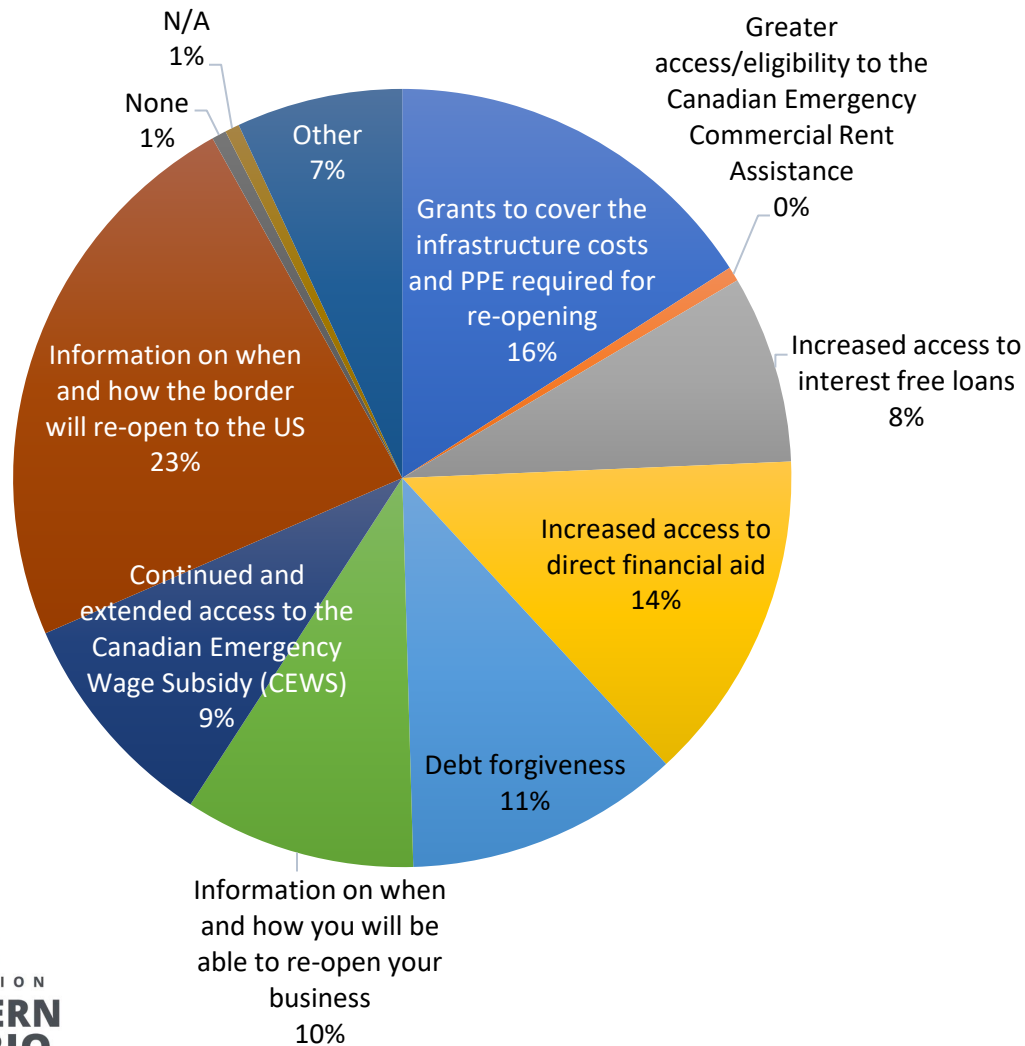
CEWS



Percentage of your workforce you were able to sustain with CEWS	Value	%
1-10%	6	6.67%
11-20%	0	0.00%
21-30%	1	1.11%
31-40%	0	0.00%
41-50%	4	4.44%
51-60%	1	1.11%
61-70%	2	2.22%
71-80%	3	3.33%
81-90%	0	0.00%
91-100%	1	1.11%
My application was not successful	1	1.11%
I did not apply because I do not qualify	30	33.33%
N/A	15	16.67%
Other	26	28.89%

What other forms of aid/resources do you require during COVID-19? Select all that apply

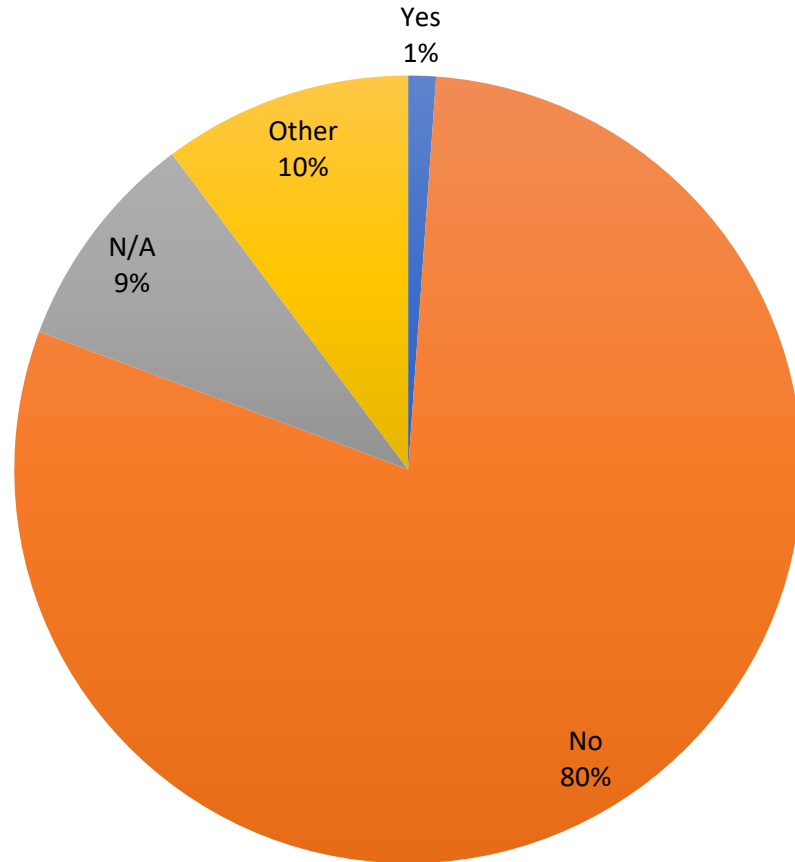
Other forms of aid



Other forms of aid/resources required Select all that apply	Value	%	% of Total Surveys
Grants to cover the infrastructure costs and PPE required for re-opening	53	15.92%	58.24%
Greater access/eligibility to the Canadian Emergency Commercial Rent Assistance	2	0.60%	2.20%
Increased access to interest free loans	26	7.81%	28.57%
Increased access to direct financial aid	46	13.81%	50.55%
Debt forgiveness	38	11.41%	41.76%
Information on when and how you will be able to re-open your business	32	9.61%	35.16%
Continued and extended access to the Canadian Emergency Wage Subsidy (CEWS)	31	9.31%	34.07%
Information on when and how the border will re-open to the US	78	23.42%	85.71%
None	2	0.60%	2.20%
N/A	2	0.60%	2.20%
Other	23	6.91%	25.27%

Is the current COVID-19 Government aid sufficient to ensure that your tourism operation will remain economically viable?

Is the Government aid Enough?



Is the Government aid enough	Value	%
Yes	1	1.14%
No	70	79.55%
N/A	8	9.09%
Other	9	10.23%