

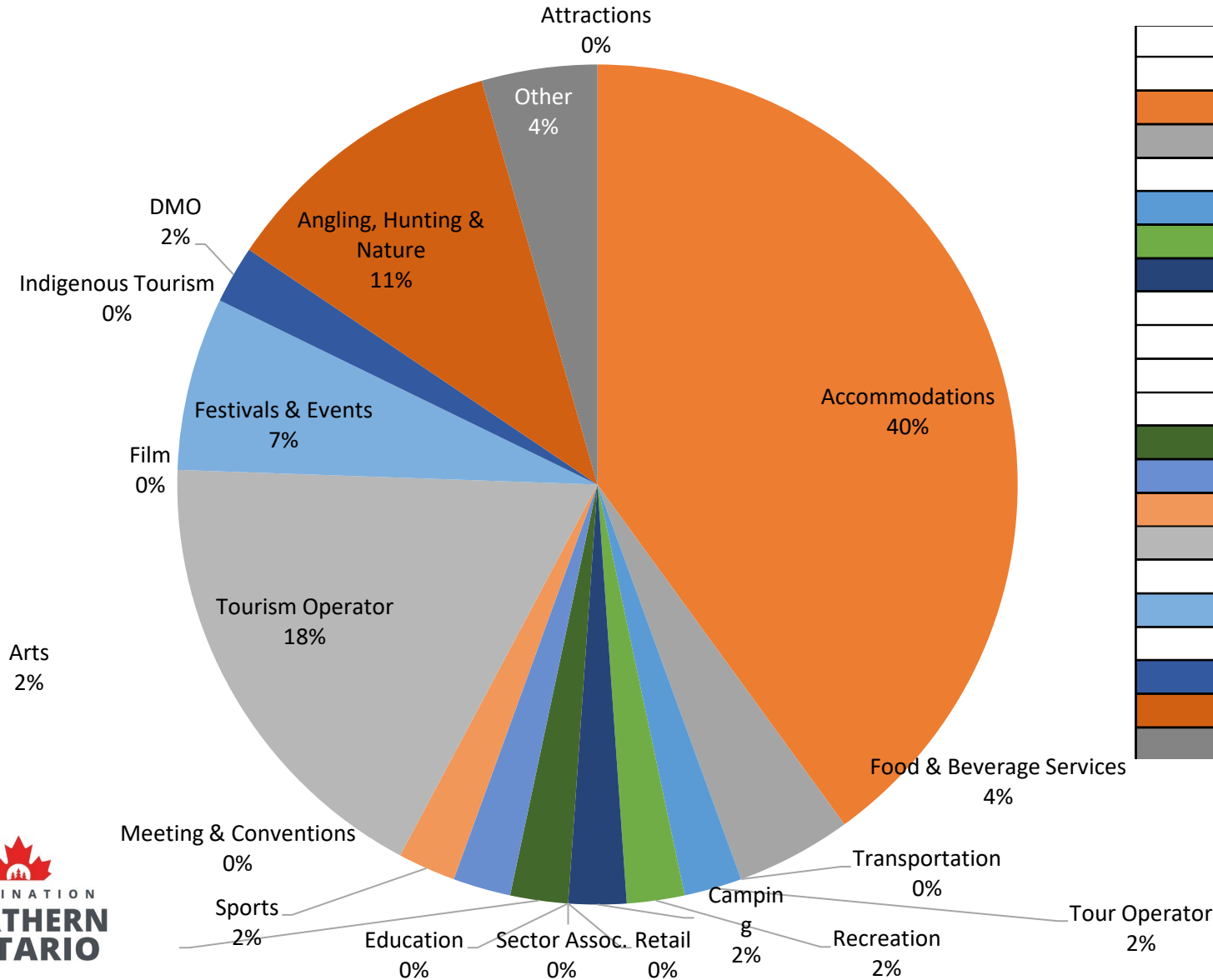


Regional Tourism Organization 13a
Covid-19 Survey 6 Results
June 10 - 19, 2020

Which sector do you operate in?

Sectors

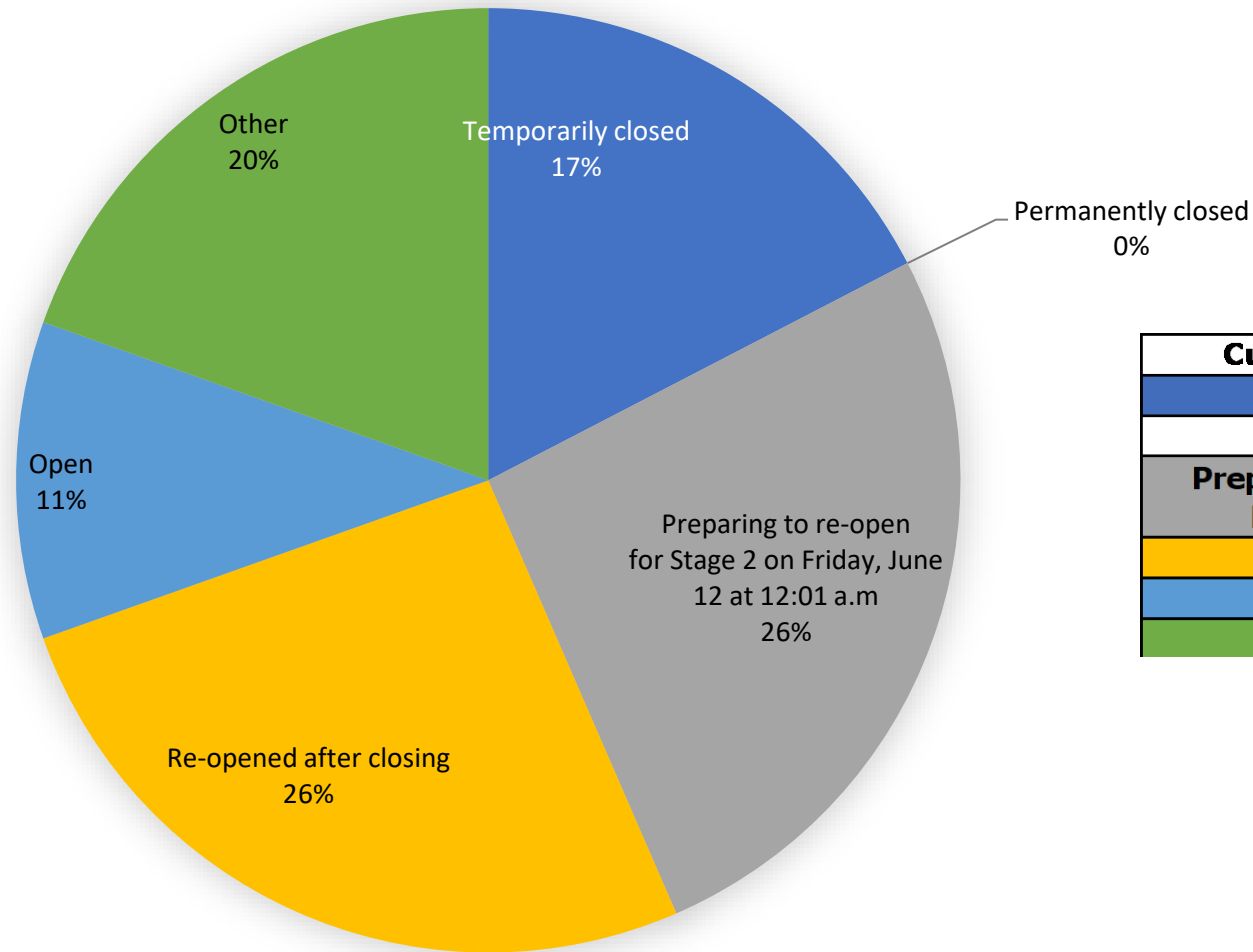
45 completed surveys



Sectors	Value	%
Attractions	0	0.00%
Accommodations	18	40.00%
Food & Beverage Services	2	4.44%
Transportation	0	0.00%
Tour Operator	1	2.22%
Recreation	1	2.22%
Camping	1	2.22%
Retail	0	0.00%
Sector Association	0	0.00%
Education	0	0.00%
Meeting & Conventions	0	0.00%
Culture/Heritage	1	2.22%
Arts	1	2.22%
Sport	1	2.22%
Tourism Operator	8	17.78%
Film	0	0.00%
Festivals and Events	3	6.67%
Indigenous Tourism	0	0.00%
DMO	1	2.22%
Angling, Hunting & Nature	5	11.11%
Other	2	4.44%

What is the current status of your tourism business or operation?

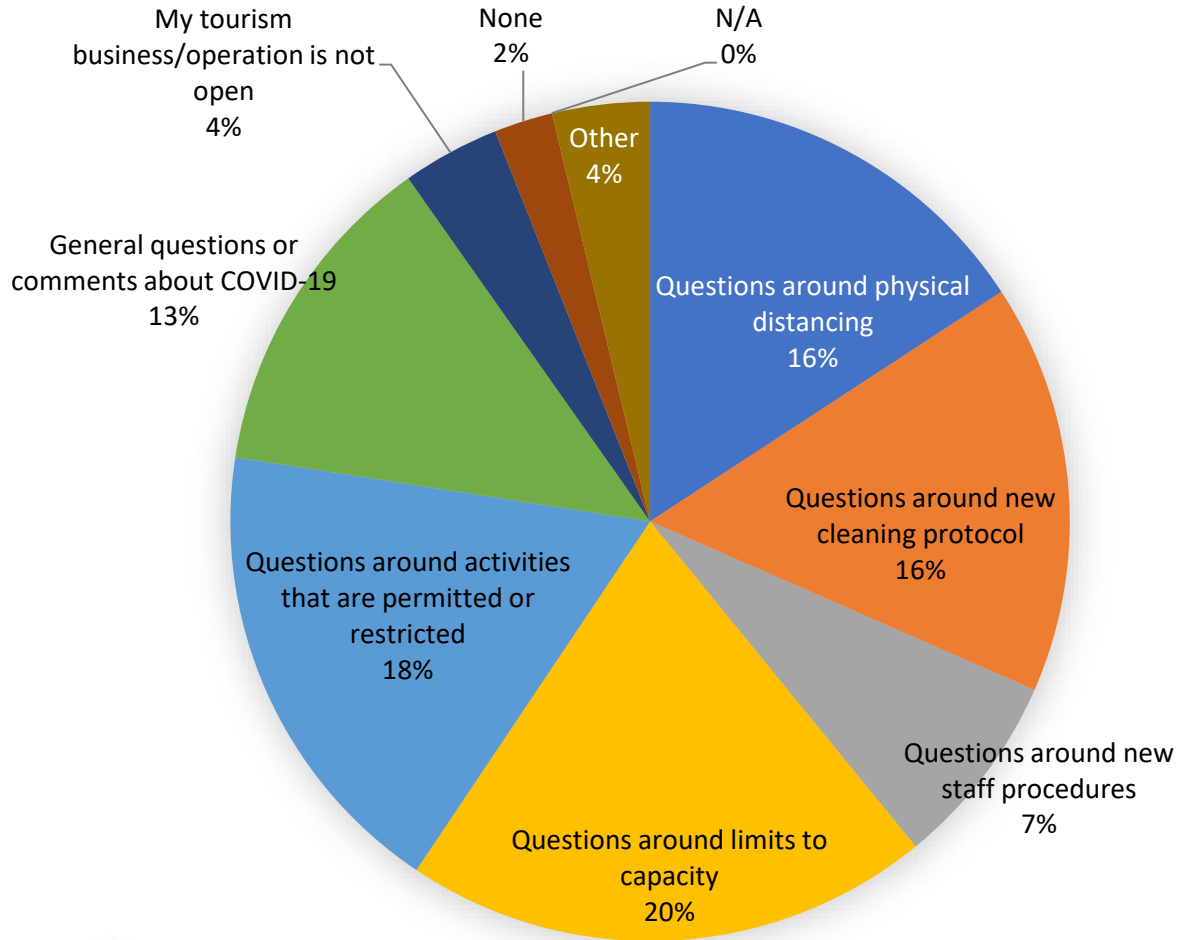
Current status of your business



Current status of your business	Value	%
Temporarily closed	8	17.39%
Permanently closed	0	0.00%
Preparing to re-open for Stage 2 on Friday, June 12 at 12:01 a.m.	12	26.09%
Re-opened after closing	12	26.09%
Open	5	10.87%
Other	9	19.57%

What are the considerations and questions you are fielding from potential visitors to your business? Select all that apply

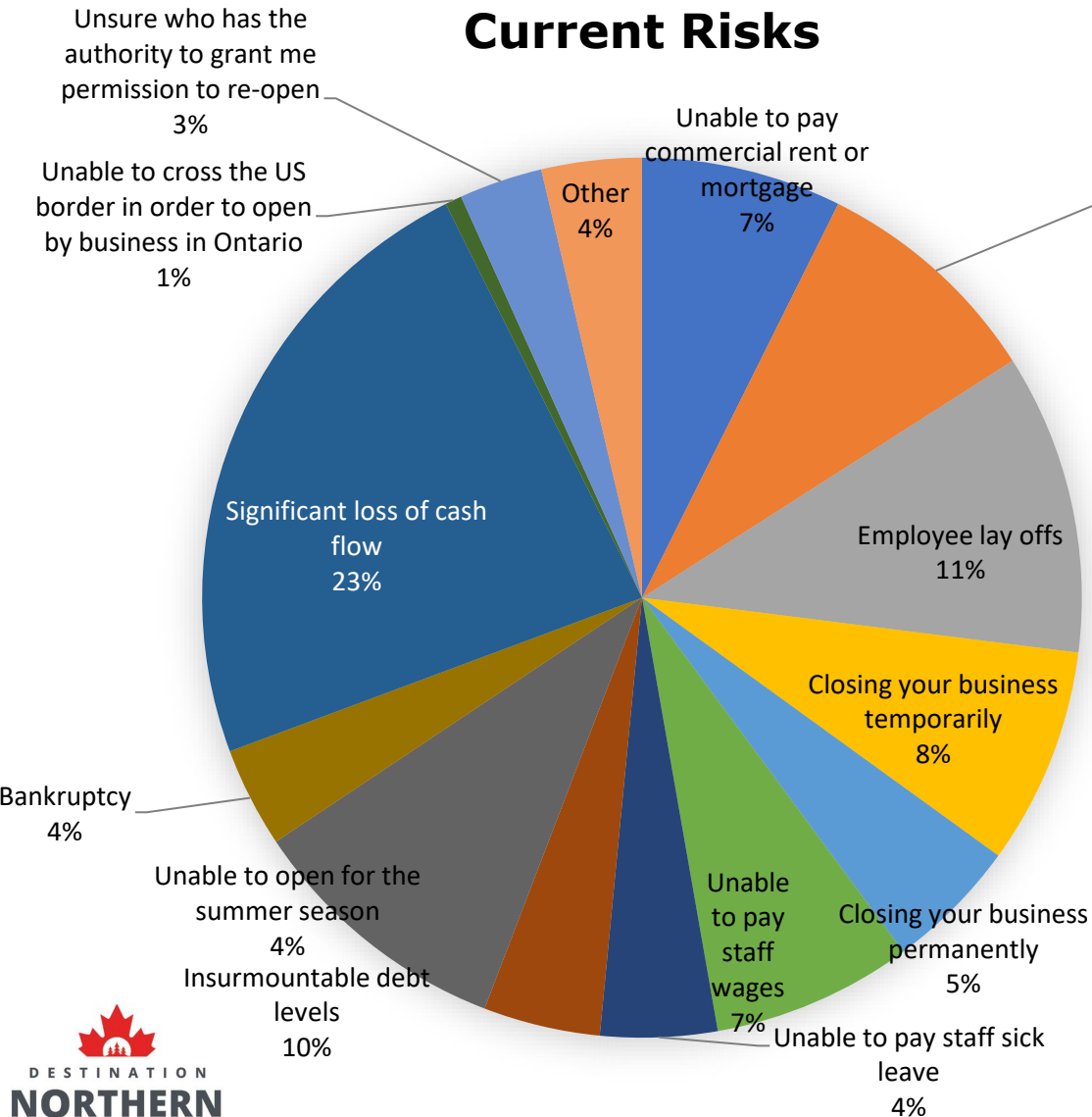
Considerations from Visitors



Considerations/Questions from Visitors. Select all that apply	Value	%	% of Total Surveys
Questions around physical distancing	21	15.79%	46.67%
Questions around new cleaning protocol	21	15.79%	46.67%
Questions around new staff procedures	10	7.52%	22.22%
Questions around limits to capacity	27	20.30%	60.00%
Questions around activities that are permitted or restricted	24	18.05%	53.33%
General questions or comments about COVID-19	17	12.78%	37.78%
My tourism business/operation is not open	5	3.76%	11.11%
None	3	2.26%	6.67%
N/A	0	0.00%	0.00%
Other	5	3.76%	11.11%

Please indicate the risks your tourism business is facing presently. Select all that apply

Current Risks

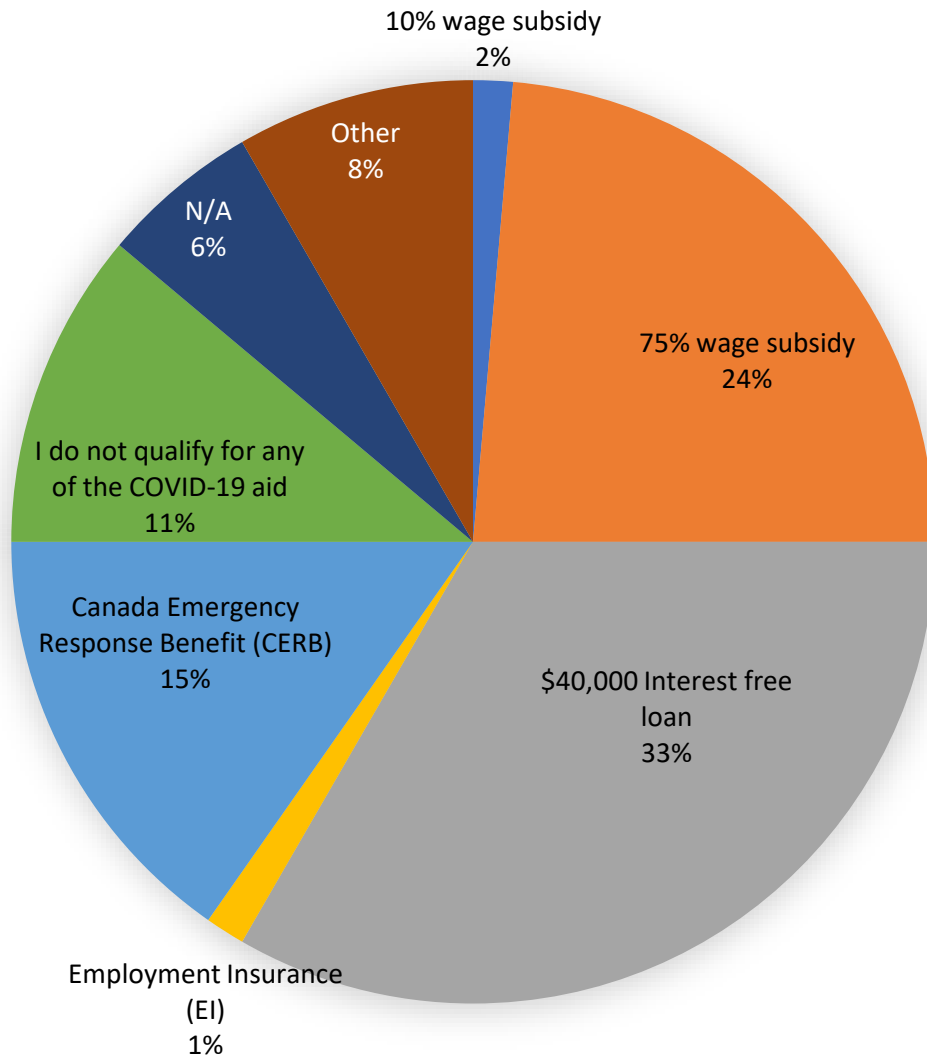


Unable to pay commercial utilities
9%

Current Risks Select all that apply	Value	%	% of Total Surveys
Unable to pay commercial rent or mortgage	12	7.36%	26.67%
Unable to pay commercial utilities	14	8.59%	31.11%
Employee lay offs	18	11.04%	40.00%
Closing your business temporarily	13	7.98%	28.89%
Closing your business permanently	8	4.91%	17.78%
Unable to pay staff wages	12	7.36%	26.67%
Unable to pay staff sick leave	7	4.29%	15.56%
Unable to open for the summer season	7	4.29%	15.56%
Insurmountable debt levels	16	9.82%	35.56%
Bankruptcy	6	3.68%	13.33%
Significant loss of cash flow	38	23.31%	84.44%
Unable to cross the US border in order to open by business in Ontario	1	0.61%	2.22%
Unsure who has the authority to grant me permission to re-open	5	3.07%	11.11%
Other	6	3.68%	13.33%

Please indicate which types of COVID-19 related aid you have received to date. Select all that apply

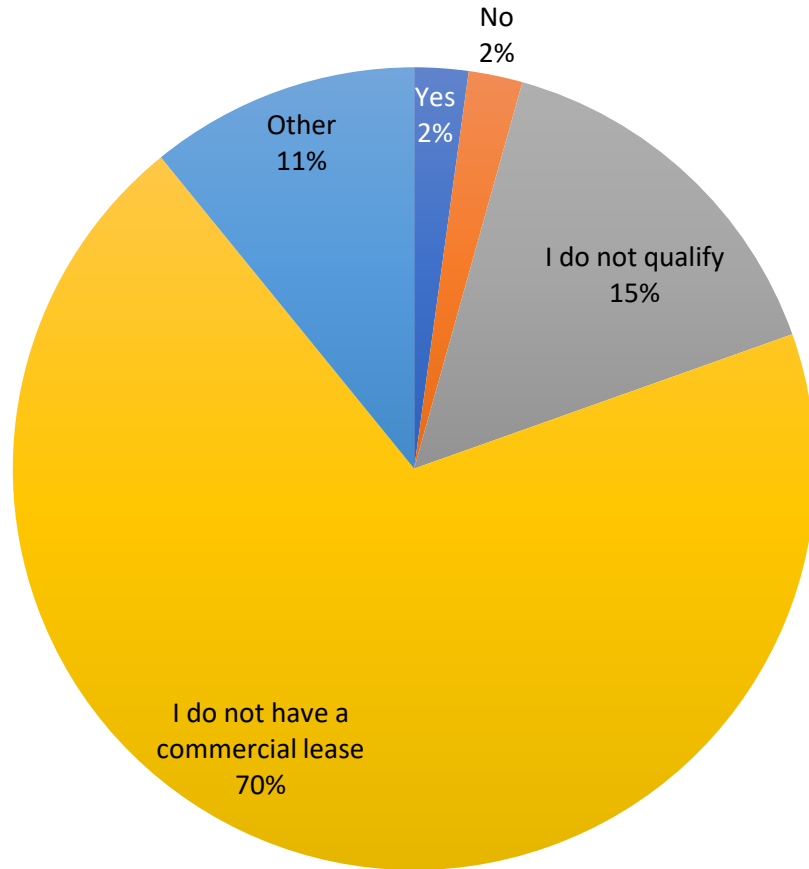
Which Types of COVID-19 Aid



Types of COVID-19 Aid Select all that apply	Value	%	% of Total Surveys
10% wage subsidy	1	1.39%	2.22%
75% wage subsidy	17	23.61%	37.78%
\$40,000 Interest free loan	24	33.33%	53.33%
Employment Insurance (EI)	1	1.39%	2.22%
Canada Emergency Response Benefit (CERB)	11	15.28%	24.44%
do not qualify for any of the COVID-19 ai	8	11.11%	17.78%
N/A	4	5.56%	8.89%
Other	6	8.33%	13.33%

Has your Landlord applied for the Ontario-Canada Emergency Commercial Rent Assistance (OCERCA) program?

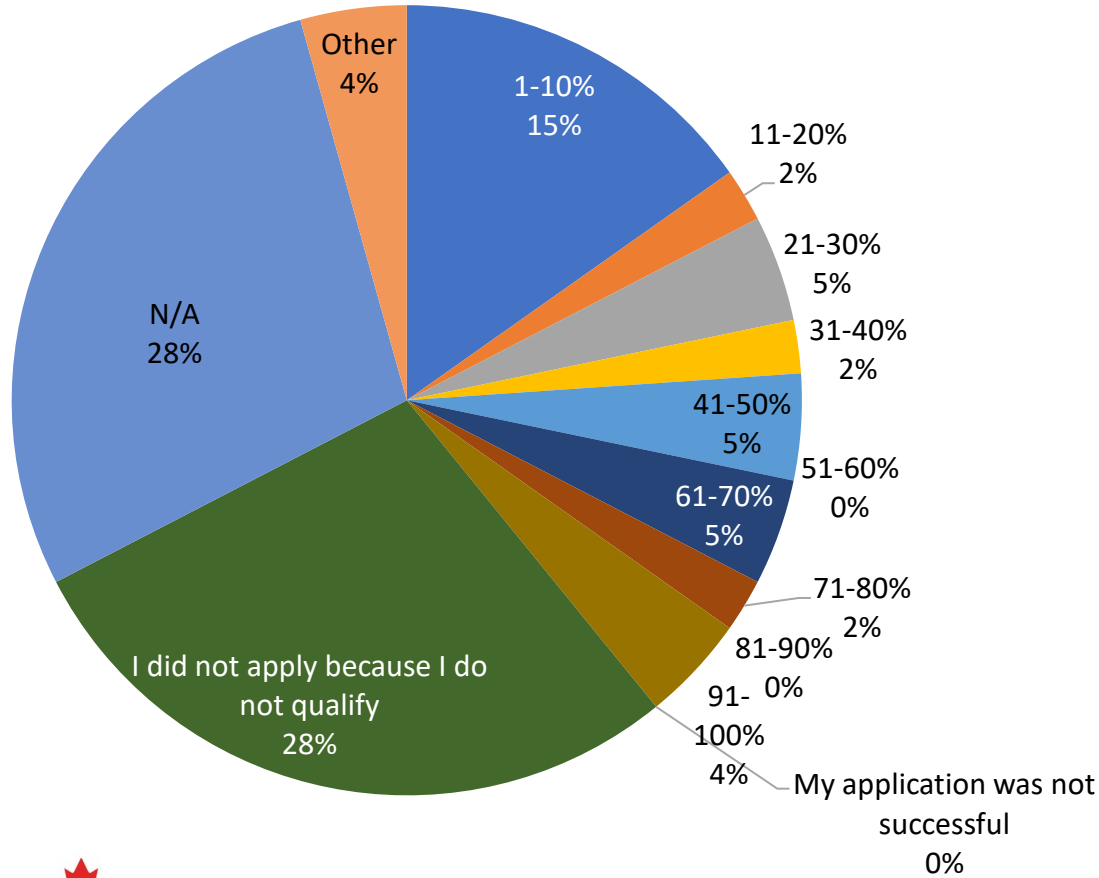
OCERCA Program



Has your Landlord applied for OCERCA	Value	%
Yes	1	2.17%
No	1	2.17%
I do not qualify	7	15.22%
I do not have a commercial lease	32	69.57%
Other	5	10.87%

Please indicate what percentage of your workforce you were able to sustain with the Canadian Emergency Wage Subsidy (CEWS)?

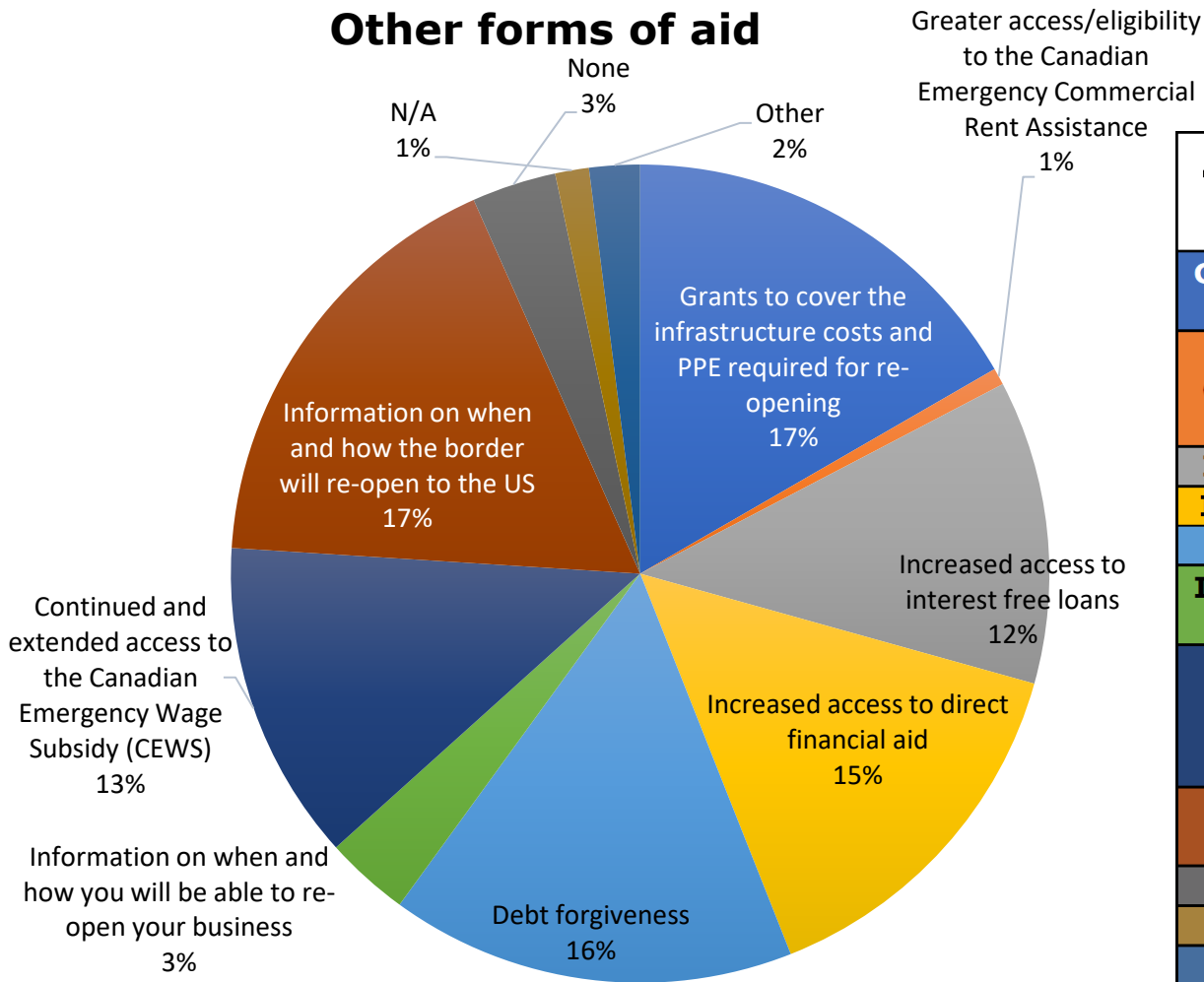
CEWS



Percentage of your workforce you were able to sustain with CEWS	Value	%
1-10%	7	15.22%
11-20%	1	2.17%
21-30%	2	4.35%
31-40%	1	2.17%
41-50%	2	4.35%
51-60%	0	0.00%
61-70%	2	4.35%
71-80%	1	2.17%
81-90%	0	0.00%
91-100%	2	4.35%
My application was not successful	0	0.00%
I did not apply because I do not qualify	13	28.26%
N/A	13	28.26%
Other	2	4.35%

What other forms of aid/resources do you require during COVID-19? Select all that apply

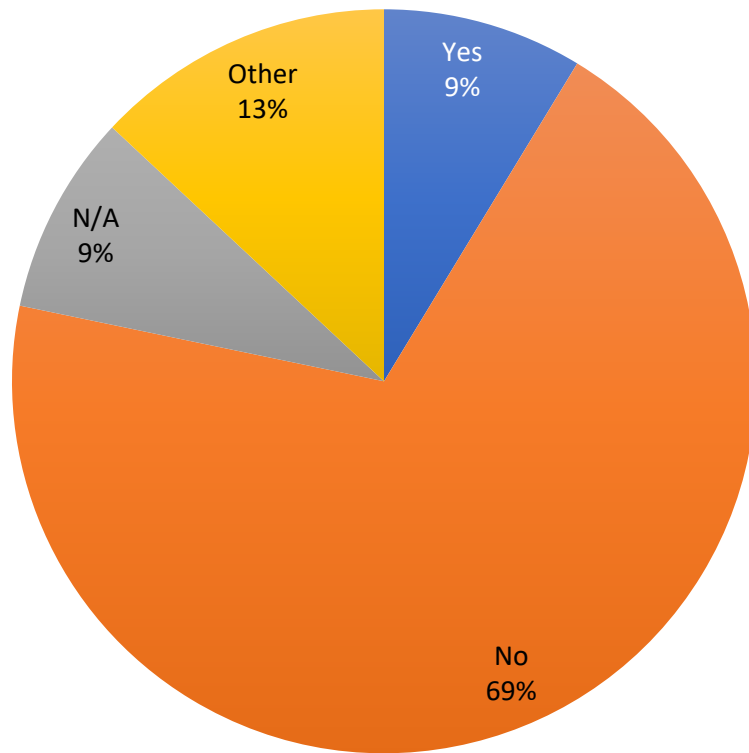
Other forms of aid



Other forms of aid/resources required Select all that apply	Value	%	% of Total Surveys
Grants to cover the infrastructure costs and PPE required for re-opening	25	16.67%	55.56%
Greater access/eligibility to the Canadian Emergency Commercial Rent Assistance	1	0.67%	2.22%
Increased access to interest free loans	18	12.00%	40.00%
Increased access to direct financial aid	22	14.67%	48.89%
Debt forgiveness	24	16.00%	53.33%
Information on when and how you will be able to re-open your business	5	3.33%	11.11%
Continued and extended access to the Canadian Emergency Wage Subsidy (CEWS)	19	12.67%	42.22%
Information on when and how the border will re-open to the US	26	17.33%	57.78%
None	5	3.33%	11.11%
N/A	2	1.33%	4.44%
Other	3	2.00%	6.67%

Is the current COVID-19 Government aid sufficient to ensure that your tourism operation will remain economically viable?

Is the Government aid Enough?



Is the Government aid enough	Value	%
Yes	4	8.70%
No	32	69.57%
N/A	4	8.70%
Other	6	13.04%