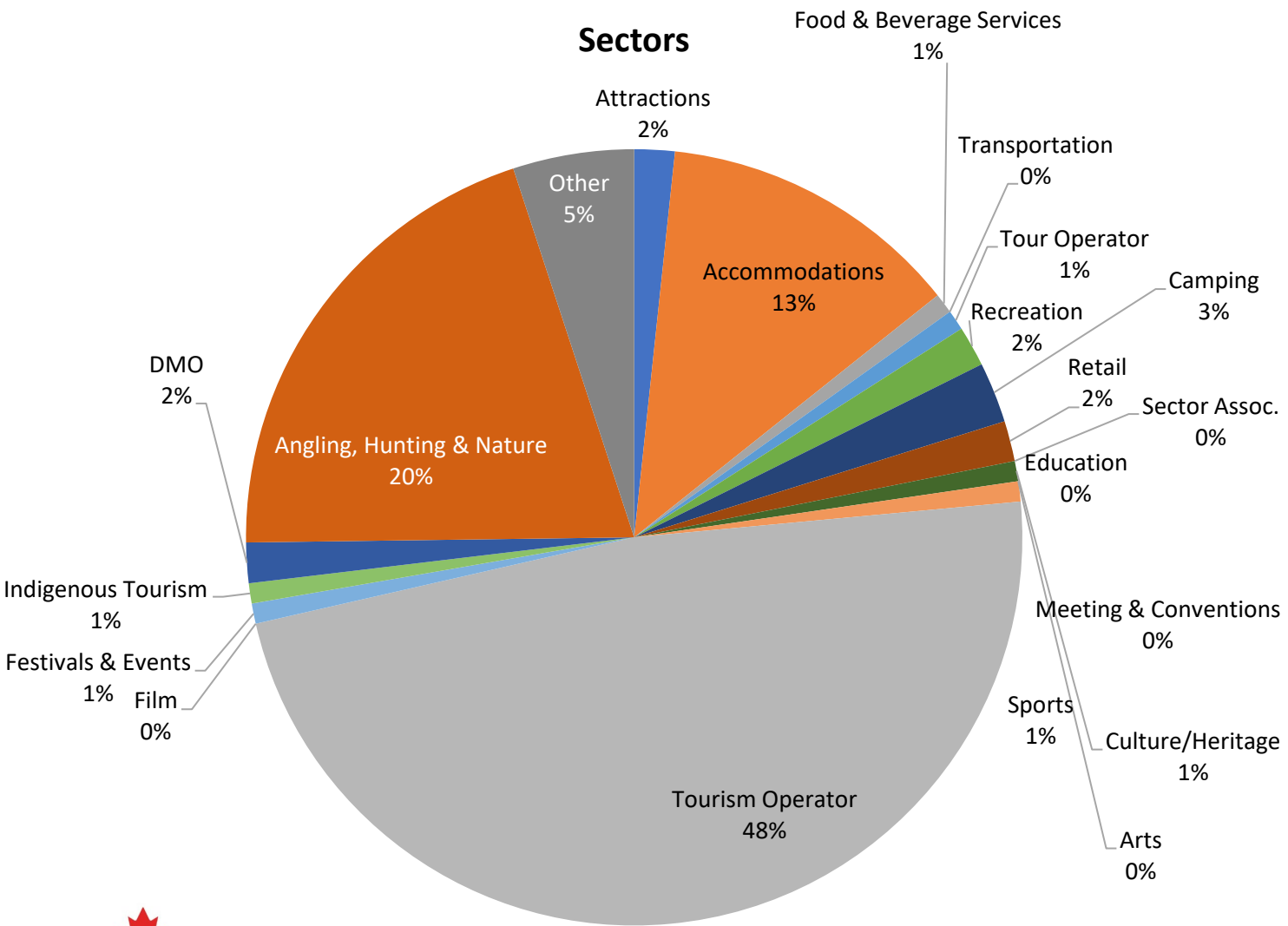




Ontario Regional Tourism Organization 13c
Covid-19 Survey 5 Results
May 13 – 19, 2020

Which sector do you operate in?

119 completed surveys

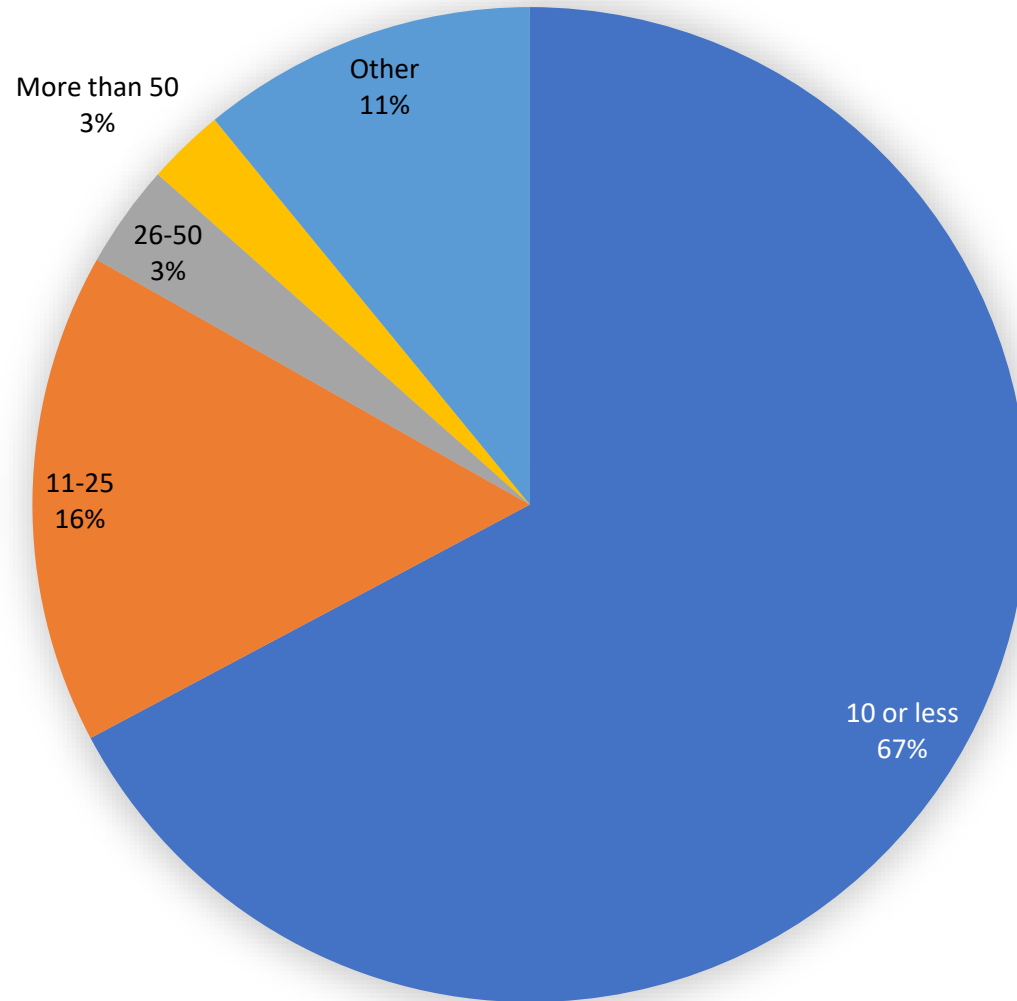


Sectors	Value	%
Attractions	2	1.68%
Accommodations	15	12.61%
Food & Beverage Services	1	0.84%
Transportation	0	0.00%
Tour Operator	1	0.84%
Recreation	2	1.68%
Camping	3	2.52%
Retail	2	1.68%
Sector Association	0	0.00%
Education	0	0.00%
Meeting & Conventions	0	0.00%
Culture/Heritage	1	0.84%
Arts	0	0.00%
Sport	1	0.84%
Tourism Operator	57	47.90%
Film	0	0.00%
Festivals and Events	1	0.84%
Indigenous Tourism	1	0.84%
DMO	2	1.68%
Angling, Hunting & Nature	24	20.17%
Other	6	5.04%



How many employees does your business have?

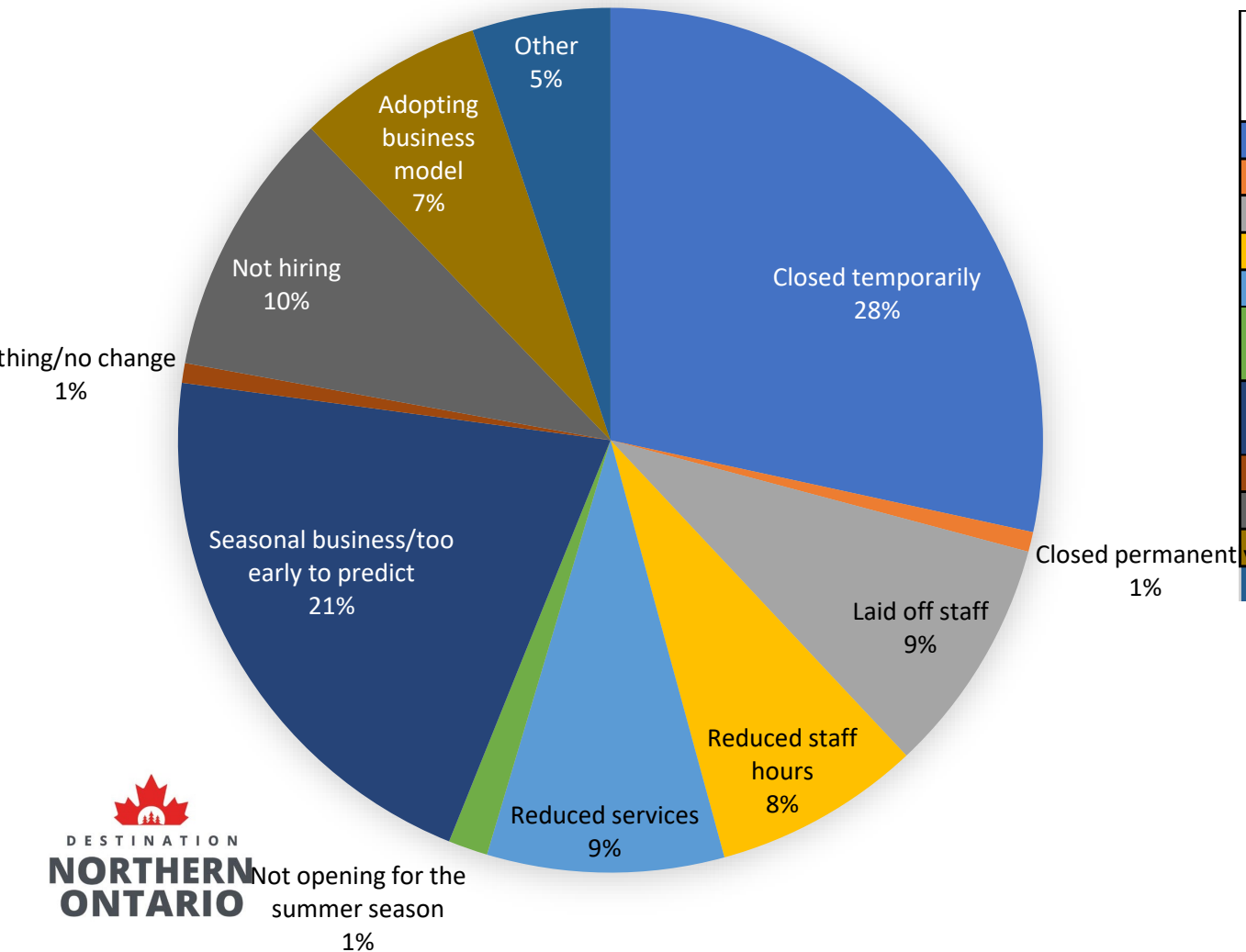
Number of Employees



Number of Employees	Value	%
10 or less	80	67.23%
11-25	19	15.97%
26-50	4	3.36%
More than 50	3	2.52%
Other	13	10.92%

What actions have you currently taken as a result of COVID-19? Select all that apply.

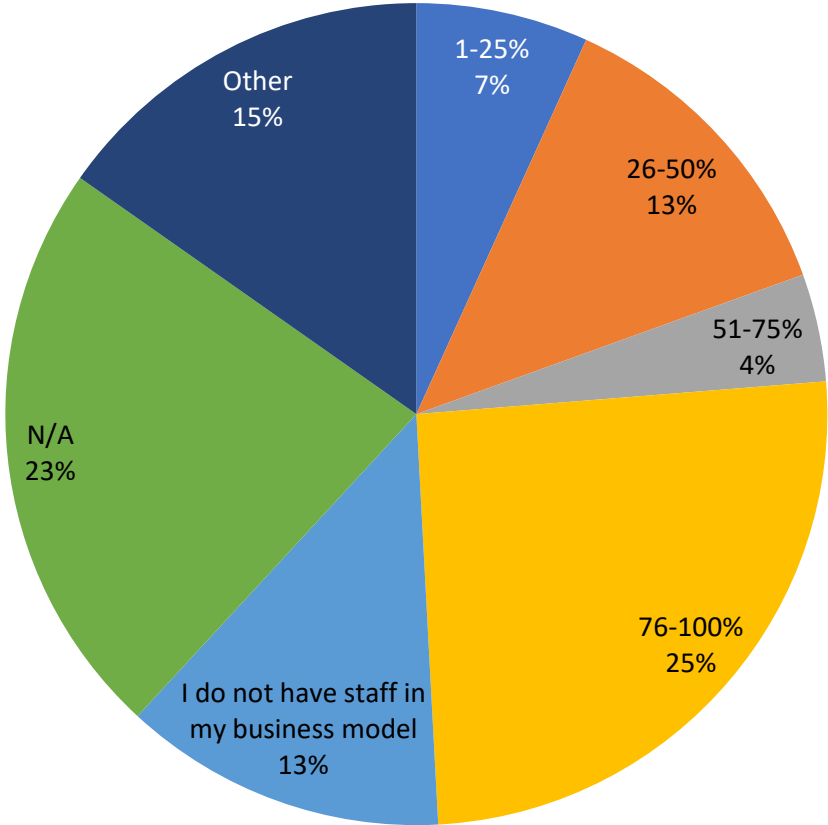
Actions currently taken as a result of COVID-19



Actions taken as a result of COVID-19 Select all that apply	Value	%	% of Total Surveys
Closed Temporarily	77	28.41%	64.71%
Closed Permanently	2	0.74%	1.68%
Laid off staff	24	8.86%	20.17%
Reduced staff hours	21	7.75%	17.65%
Reduced services	24	8.86%	20.17%
Not opening for the summer season	4	1.48%	3.36%
Seasonal business/too early to predict	57	21.03%	47.90%
Nothing/no change	2	0.74%	1.68%
Not hiring	27	9.96%	22.69%
Adotping business model	19	7.01%	15.97%
Other	14	5.17%	11.76%

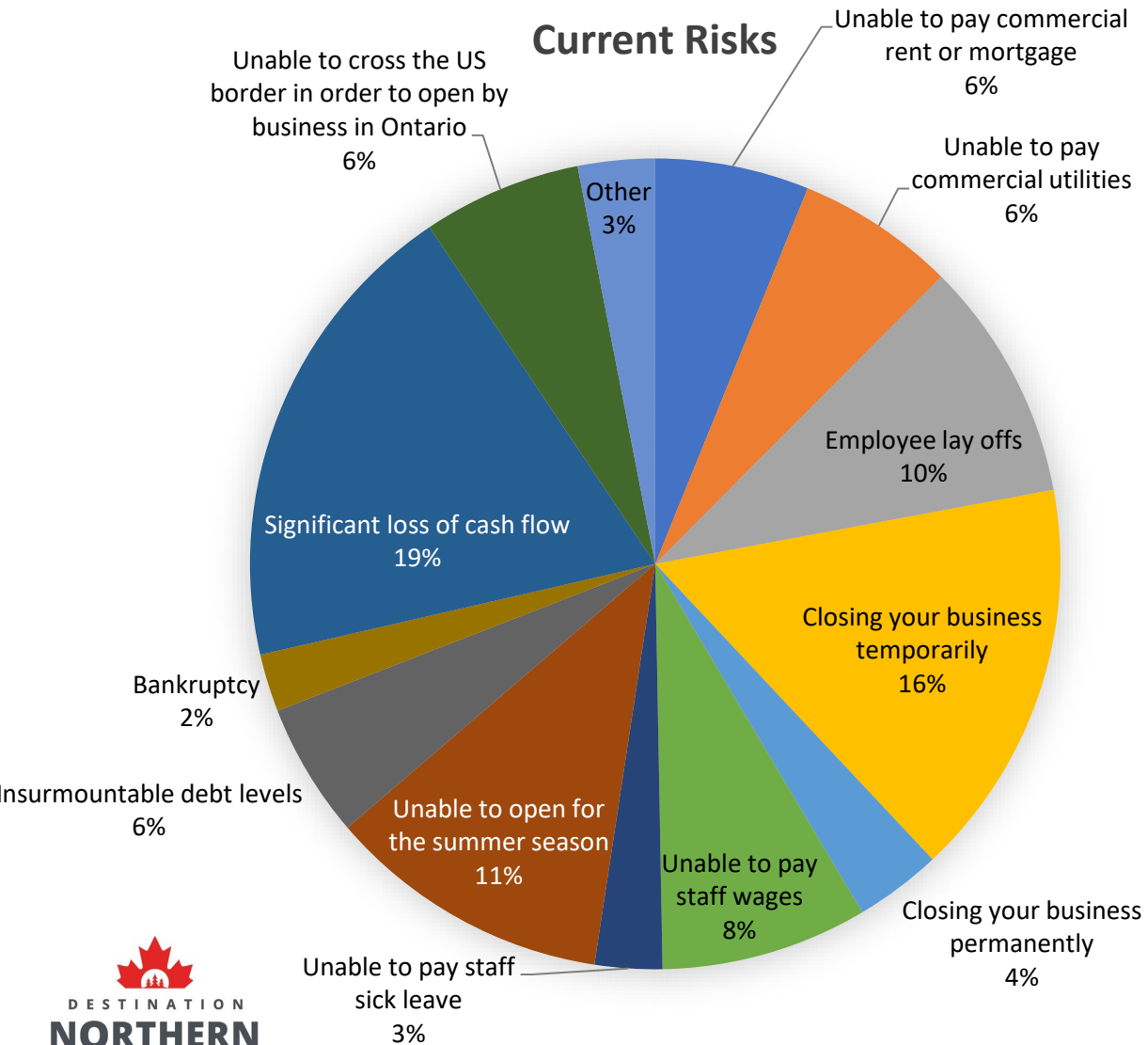
Please indicate what percentage of your employees are being laid off

% of Employees Laid Off



Percentage of employees laid off	Value	%
1-25%	8	6.78%
26-50%	15	12.71%
51-75%	5	4.24%
76-100%	30	25.42%
I do not have staff in my business model	15	12.71%
N/A	27	22.88%
Other	18	15.25%

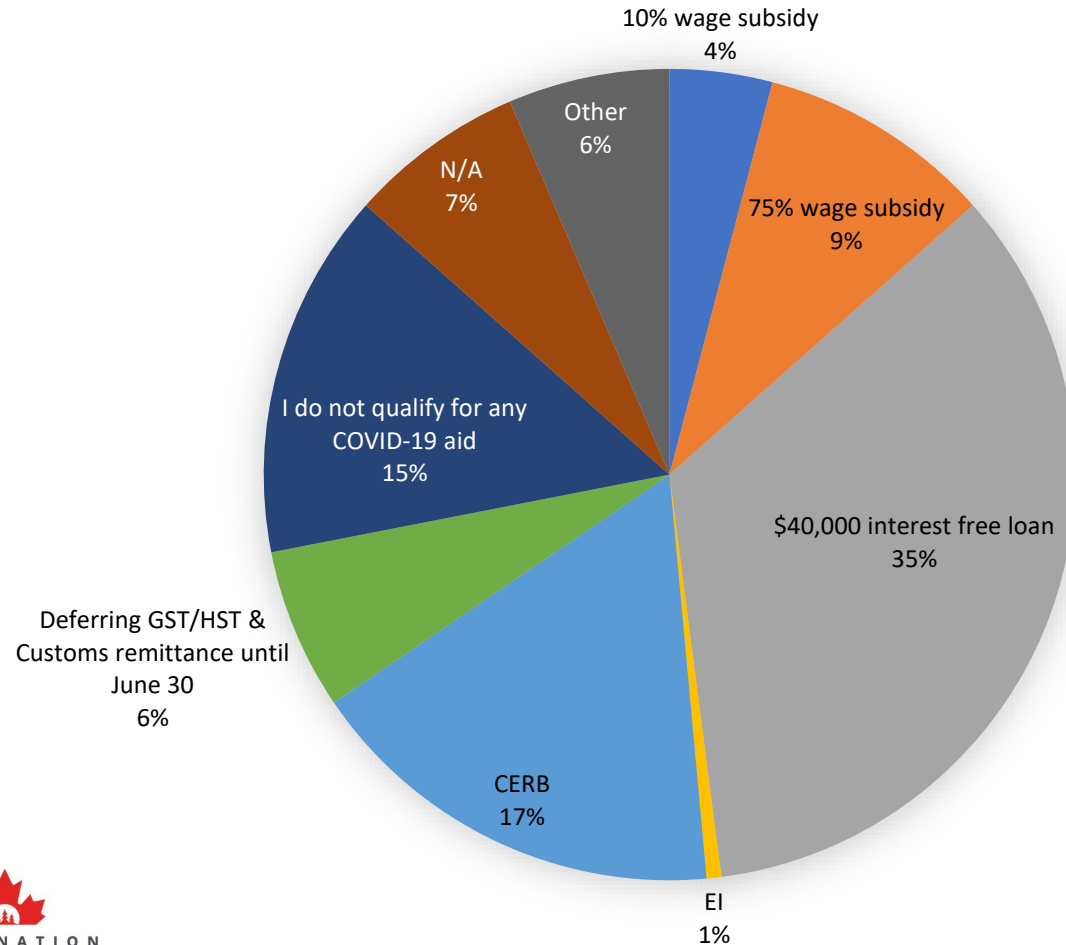
Please indicate the risk your tourism business is facing presently.
Select all that apply.



Current Risks Select all that apply	Value	%	% of Total Surveys
Can't pay commercial rent/mortgage	32	6.14%	26.89%
Can't pay commercial utilities	33	6.33%	27.73%
Employee Layoffs	50	9.60%	42.02%
Closing business temporarily	83	15.93%	69.75%
Closing business permanently	18	3.45%	15.13%
Unable to pay wages	43	8.25%	36.13%
Unable to pay sick leave	14	2.69%	11.76%
Unable to open for the summer	59	11.32%	49.58%
Insurmountable debt	28	5.37%	23.53%
Bankruptcy	12	2.30%	10.08%
Significant loss of cash flow	100	19.19%	84.03%
Unable to cross the US border in order to open by business in Ontario	33	6.33%	27.73%
Other	16	3.07%	13.45%

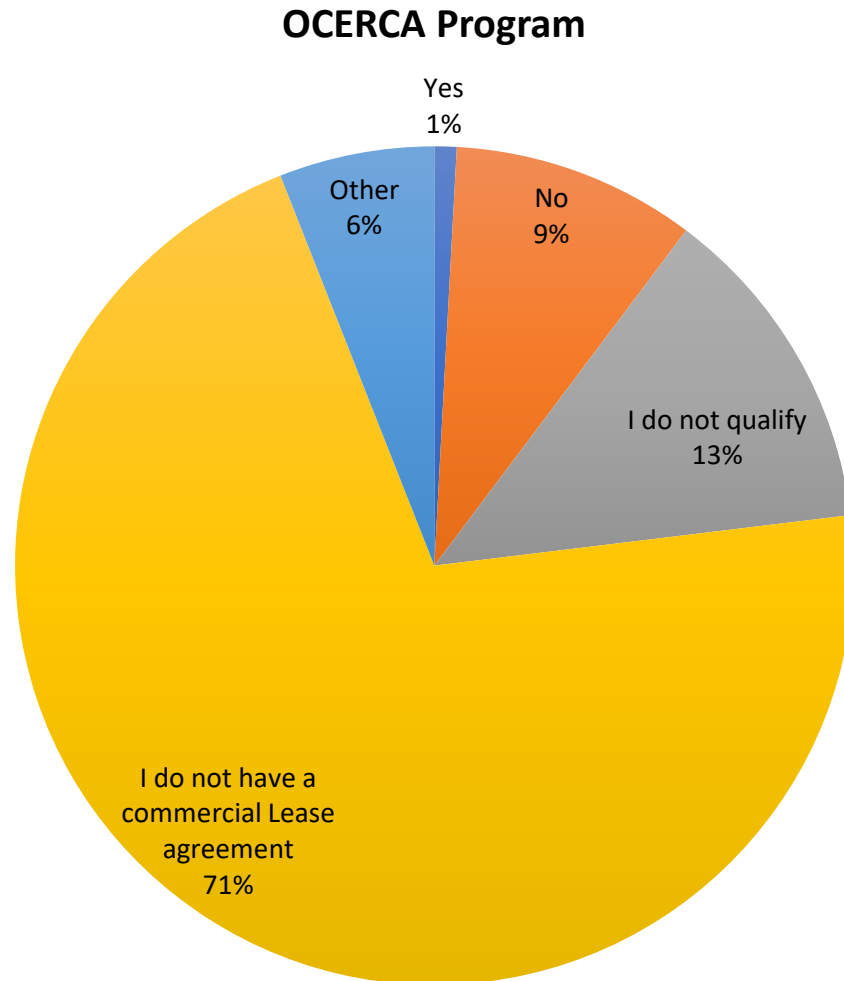
Please indicate which types of COVID-19 related aid you have applied for. Select all that apply.

Which Types of COVID-19 Aid



Types of COVID-19 Aid Select all that apply	Value	%	% of Total Surveys
10% wage subsidy	7	4.09%	5.88%
75% wage subsidy	16	9.36%	13.45%
\$40k interest free loan	59	34.50%	49.58%
Employment insurance (EI)	1	0.58%	0.84%
Canadian Emergency Response Benefit (CERB)	29	16.96%	24.37%
GST/HST/Customs Deferral	11	6.43%	9.24%
I did not qualify for any aid	25	14.62%	21.01%
N/A	12	7.02%	10.08%
Other	11	6.43%	9.24%

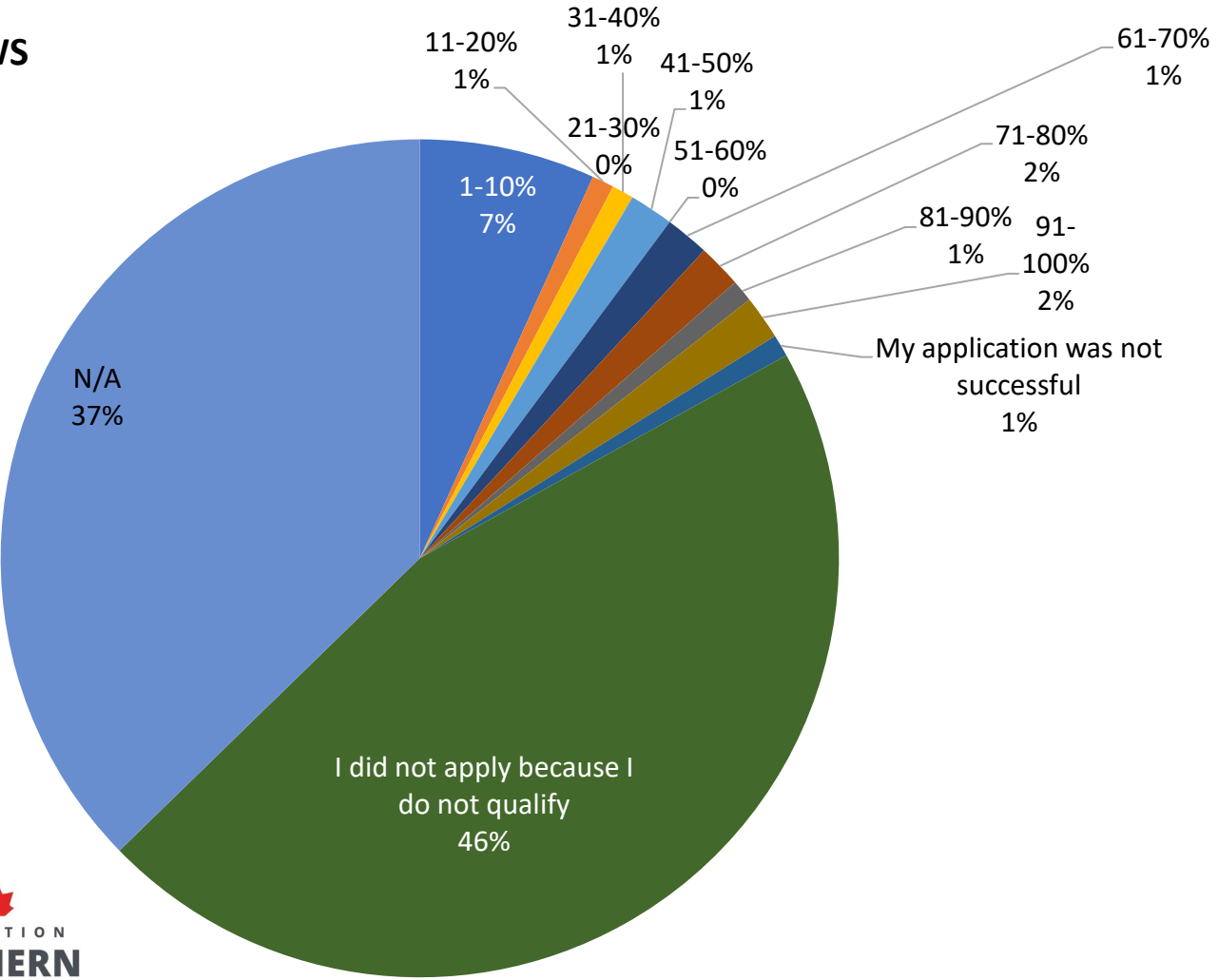
Has your Landlord applied for the Ontario-Canada Emergency Commercial Rent Assistance (OCERCA) program?



Has your Landlord applied for OCERCA	Value	%
Yes	1	0.85%
No	11	9.40%
I do not qualify	15	12.82%
I do not have a commercial lease agreement	83	70.94%
Other	7	5.98%

Please indicate what percentage of your workforce you were able to sustain with the Canadian Emergency Wage Subsidy (CEWS)

CEWS

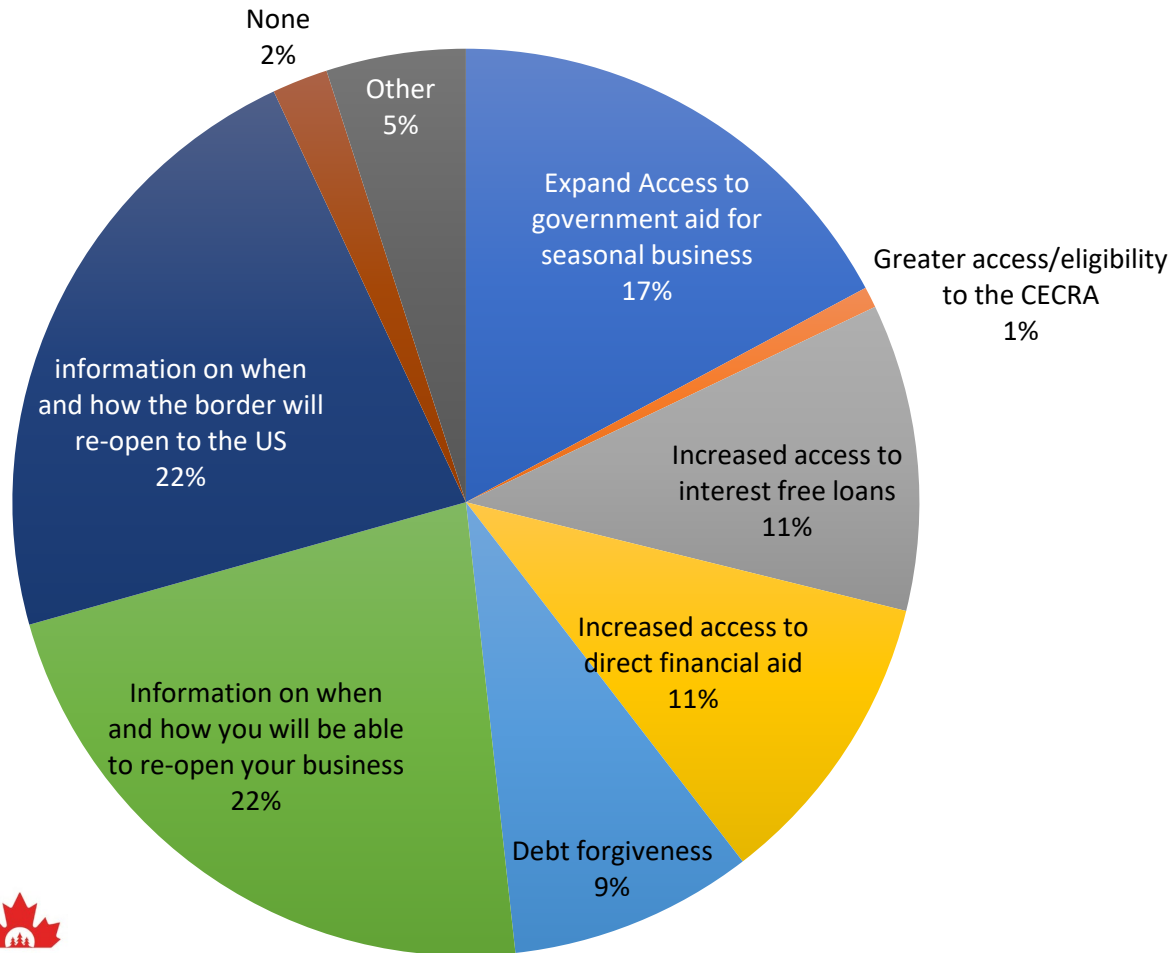


Percentage of your workforce you were able to sustain with CEWS	Value	%
1-10%	8	6.78%
11-20%	1	0.85%
21-30%	0	0.00%
31-40%	1	0.85%
41-50%	2	1.69%
51-60%	0	0.00%
61-70%	2	1.69%
71-80%	2	1.69%
81-90%	1	0.85%
91-100%	2	1.69%
My application was not successful	1	0.85%
did not apply because I do not qualify	54	45.76%
N/A	44	37.29%



What other forms of aid/resources do you require during COVID-19? Select all that apply.

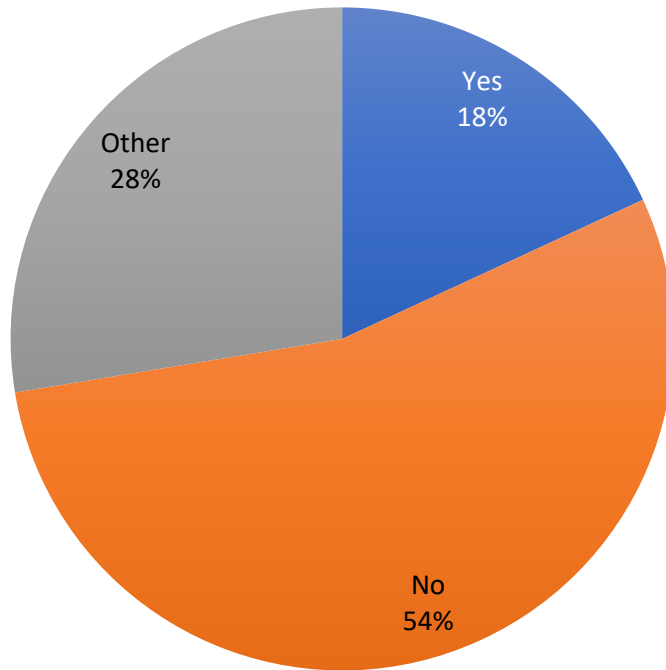
Other Forms of Aid



Other forms of aid/resources required Select all that apply	Value	%	% of Total Surveys
Expanded Access to government aid for seasonal businesses	69	17.16%	57.98%
Greater access/eligibility to the Canadian Emergency Commercial Rent Assistance	3	0.75%	2.52%
Increased access to interest free loans	44	10.95%	36.97%
Increased access to direct financial aid	43	10.70%	36.13%
Debt forgiveness	35	8.71%	29.41%
Information on when and how you will be able to re-open your business	90	22.39%	75.63%
Information on when and how the border will re-open to the US	90	22.39%	75.63%
None	8	1.99%	6.72%
Other	20	4.98%	16.81%

Is the current COVID-19 Government aid sufficient to ensure that your tourism operation will remain viable and ready to open when the restrictions are lifted?

Is the Government aid Enough?



Is the Government aid enough	Value	%
Yes	21	18.10%
No	63	54.31%
Other	32	27.59%