

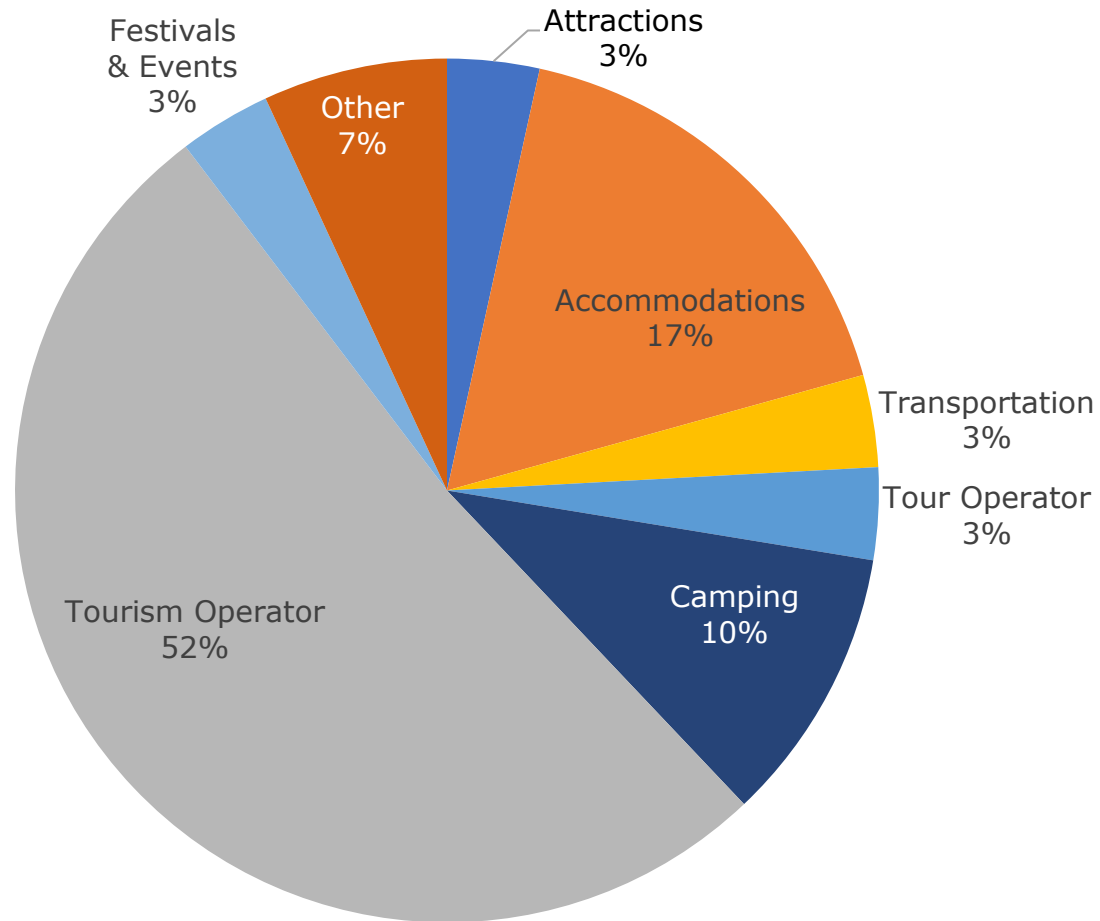


Regional Tourism Organization 13B
Covid-19 Survey 4 Results
April 22 – 27, 2020

Which sector do you operate in?

29 completed surveys

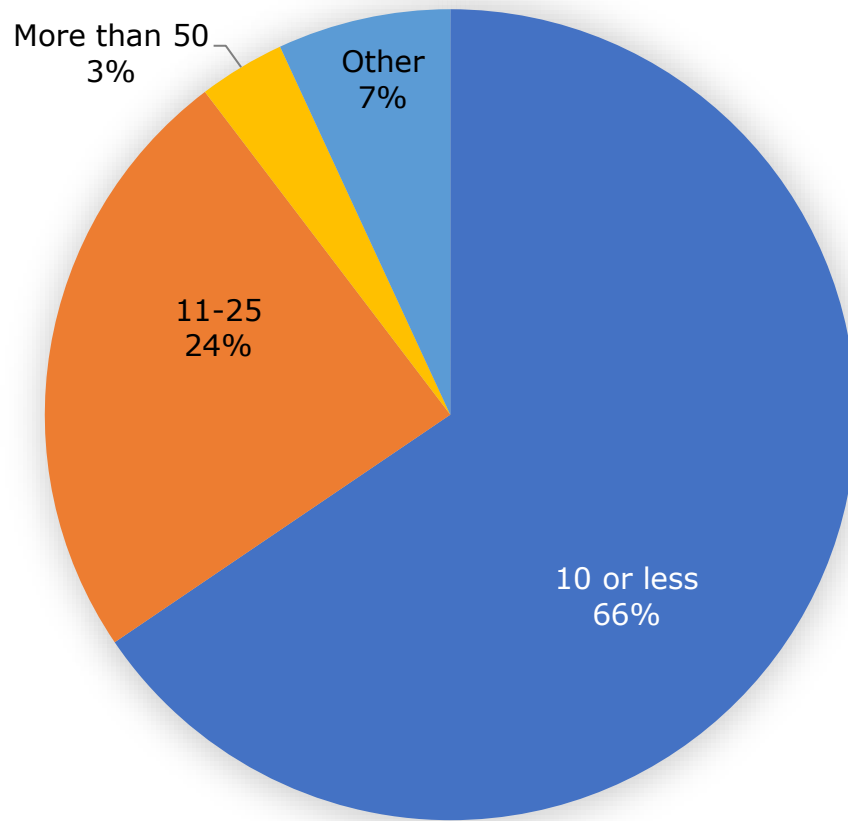
Sectors



Sectors	Value	%
Attractions	1	3.4%
Accommodations	5	17.2%
Food & Beverage Services	0	0.0%
Transportation	1	3.4%
Tour Operator	1	3.4%
Recreation	0	0.0%
Camping	3	10.3%
Retail	0	0.0%
Sector Association	0	0.0%
Education	0	0.0%
Meeting & Conventions	0	0.0%
Culture/Heritage	0	0.0%
Arts	0	0.0%
Sport	0	0.0%
Tourism Operator	15	51.7%
Film	0	0.0%
Festivals and Events	1	3.4%
Indigenous Tourism	0	0.0%
DMO	0	0.0%
Other	2	6.9%

How many employees does your business have?

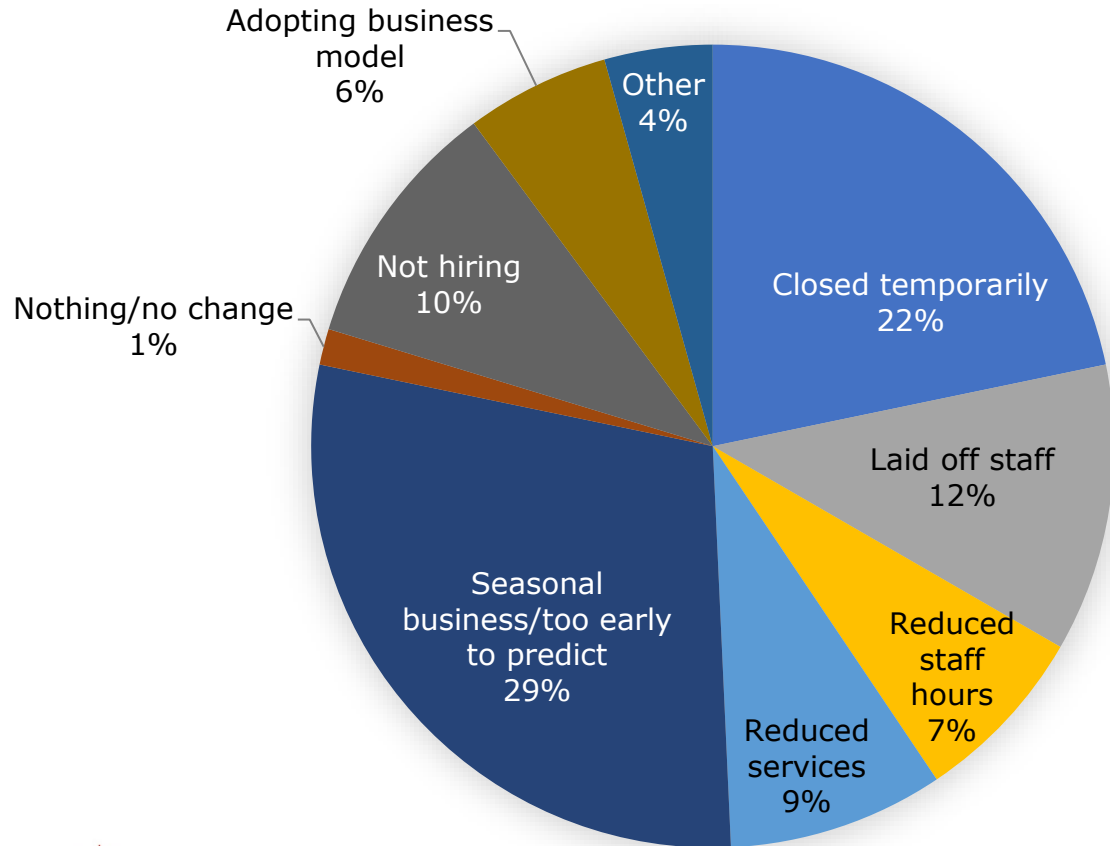
Number of Employees



Number of Employees	Value	%
10 or less	19	65.5%
11-26	7	24.1%
26-50	0	0.0%
More than 50	1	3.4%
Other	2	6.9%

What actions have you currently taken as a result of COVID-19? Select all that apply.

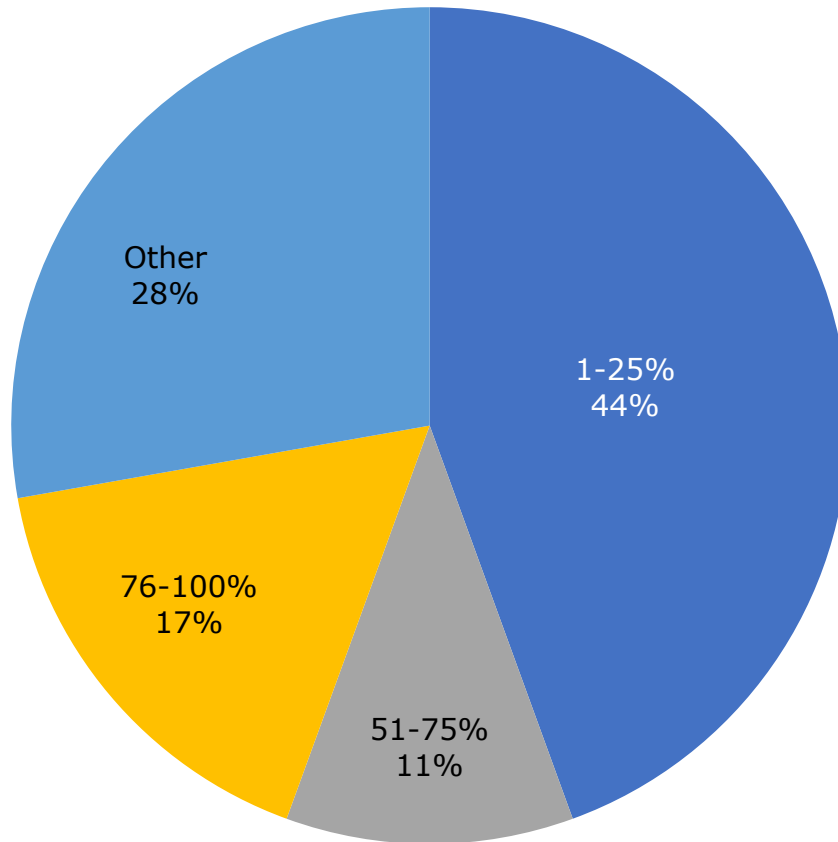
Actions currently taken as a result of COVID-19



Actions taken as a result of COVID-19	Value	%	% of Total Surveys
Closed Temporarily	15	21.7%	51.7%
Closed Permanently	0	0.0%	0.0%
Laid off staff	8	11.6%	27.6%
Reduced staff hours	5	7.2%	17.2%
Reduced services	6	8.7%	20.7%
Not opening for the summer season	0	0.0%	0.0%
Seasonal business/too early to predict	20	29.0%	69.0%
Nothing/no change	1	1.4%	3.4%
Not hiring	7	10.1%	24.1%
Adotping business model	4	5.8%	13.8%
Other	3	4.3%	10.3%

If you answered yes to having to lay employees off, please indicate what percentage of your employees are being laid off:

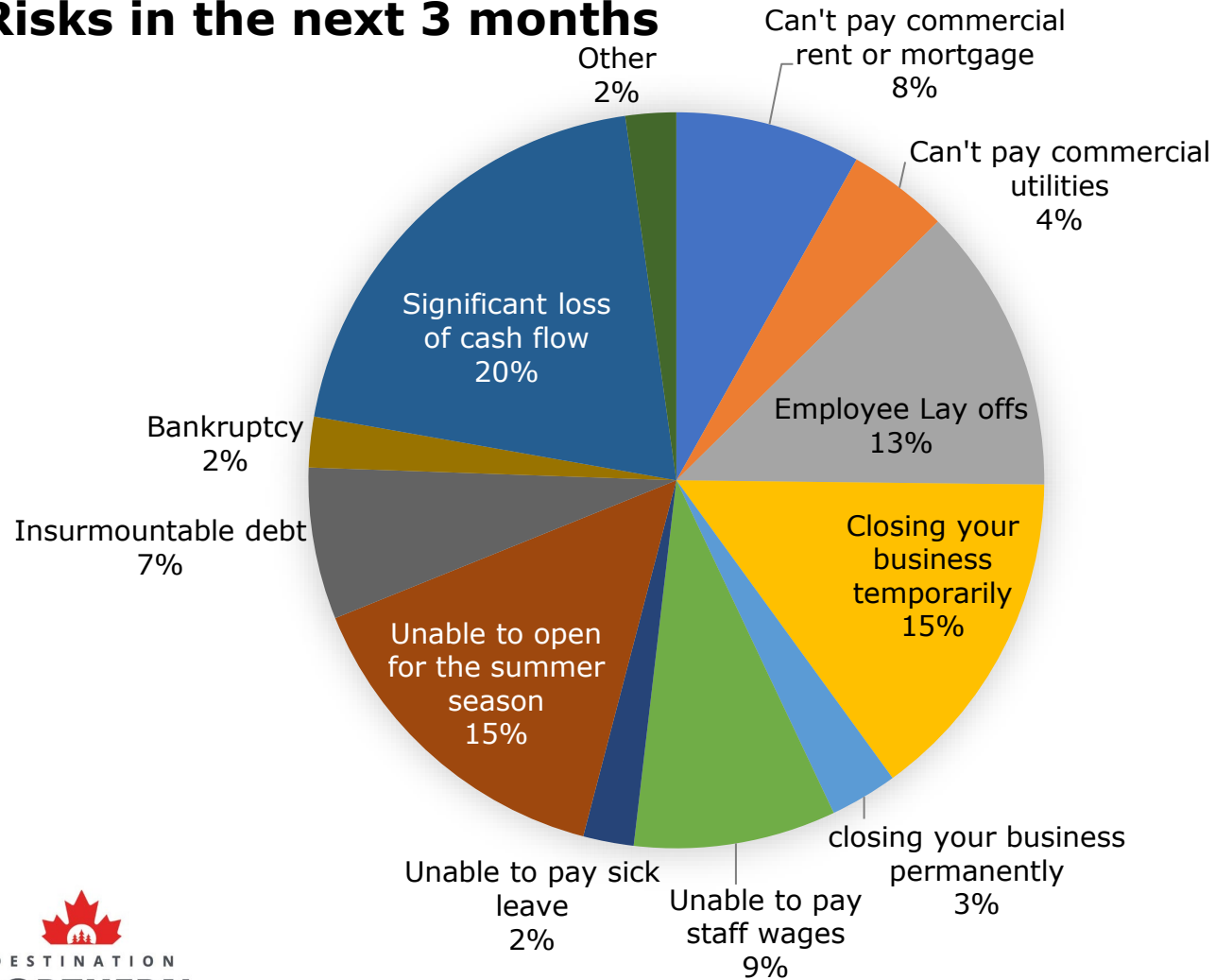
% of Employees Laid Off



If you answered Yes	Value	%
1-25%	8	44.4%
26-50%	0	0.0%
51-75%	2	11.1%
76-100%	3	16.7%
Other	5	27.8%

Looking ahead at the next 3 months, please indicate the risks your business is facing. Select all that apply.

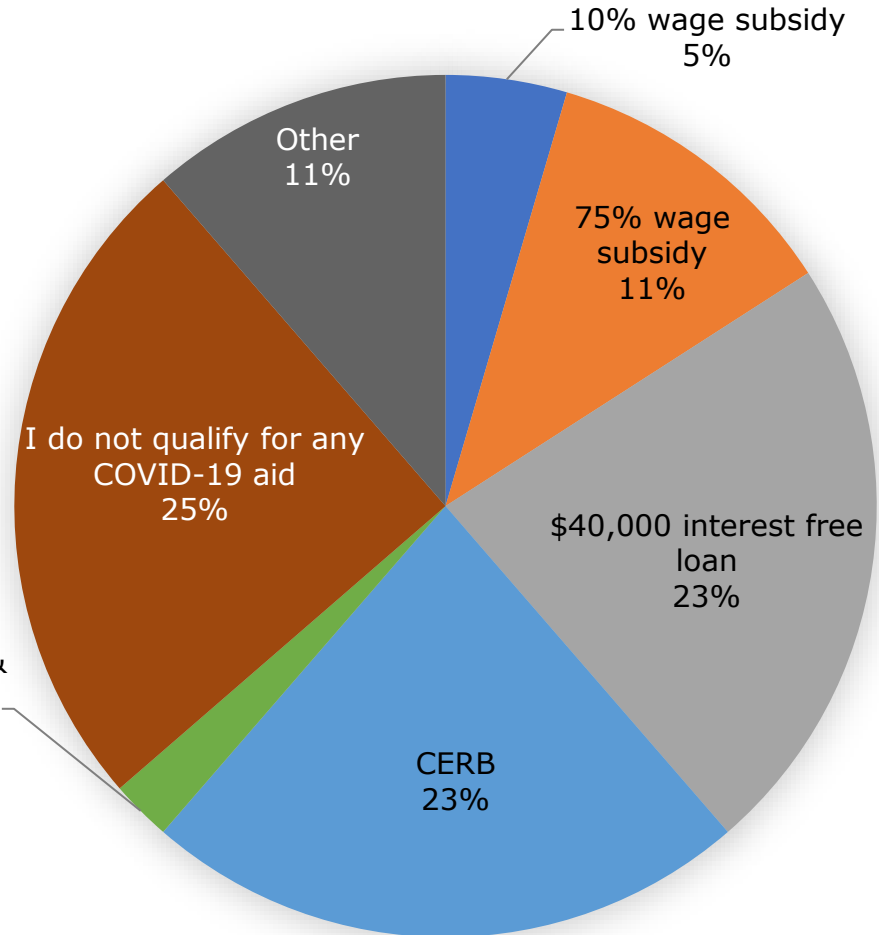
Risks in the next 3 months



Risks in Next 3 months	Value	%	% of Total Surveys
Can't pay commercial rent/mortgage	11	8.1%	37.9%
Can't pay commercial utilities	6	4.4%	20.7%
Employee Layoffs	17	12.6%	58.6%
Closing business temporarily	20	14.8%	69.0%
Closing business permanently	4	3.0%	13.8%
Unable to pay wages	12	8.9%	41.4%
Unable to pay sick leave	3	2.2%	10.3%
Unable to open for the summer	20	14.8%	69.0%
Insurmountable debt	9	6.7%	31.0%
Bankruptcy	3	2.2%	10.3%
Significant loss of cash flow	27	20.0%	93.1%
Other	3	2.2%	10.3%

Please indicate which types of COVID-19 related aid you have applied for, and which you intend to apply for when available. Select all that apply.

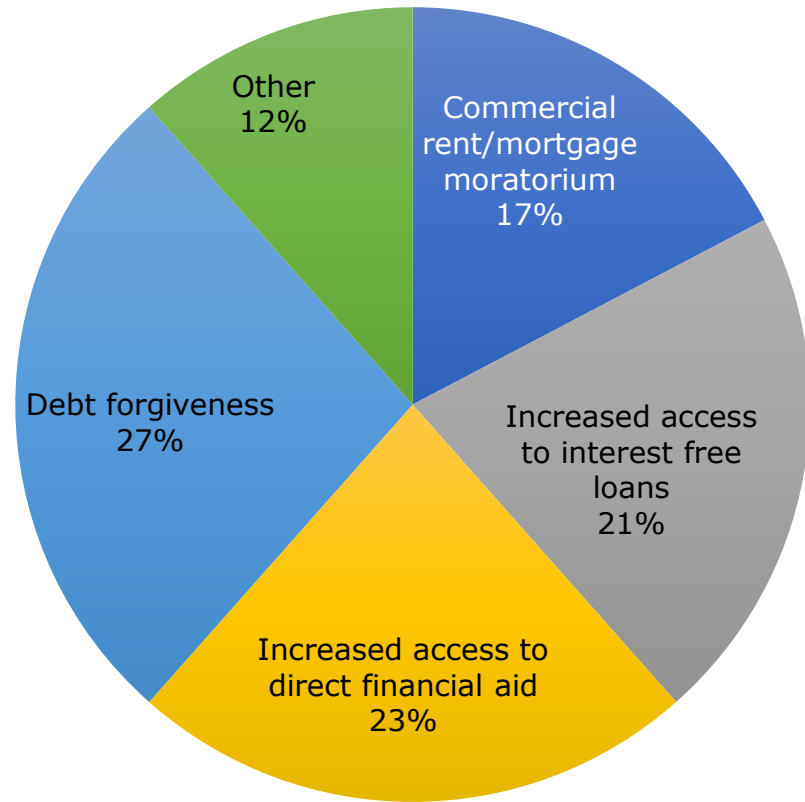
Which Types of COVID-19 Aid



What Types of Financial Aid	Value	%	% of Total Surveys
10% wage subsidy	2	4.5%	6.9%
75% wage subsidy	5	11.4%	17.2%
\$40k interest free loan	10	22.7%	34.5%
Employment insurance (EI)	0	0.0%	0.0%
CERB	10	22.7%	34.5%
GST/HST/Customs Deferral	1	2.3%	3.4%
CECRA	0	0.0%	0.0%
I did not qualify for any aid	11	25.0%	37.9%
Other	13	7.1%	12.3%

What other forms of financial aid do you require? Select all that apply.

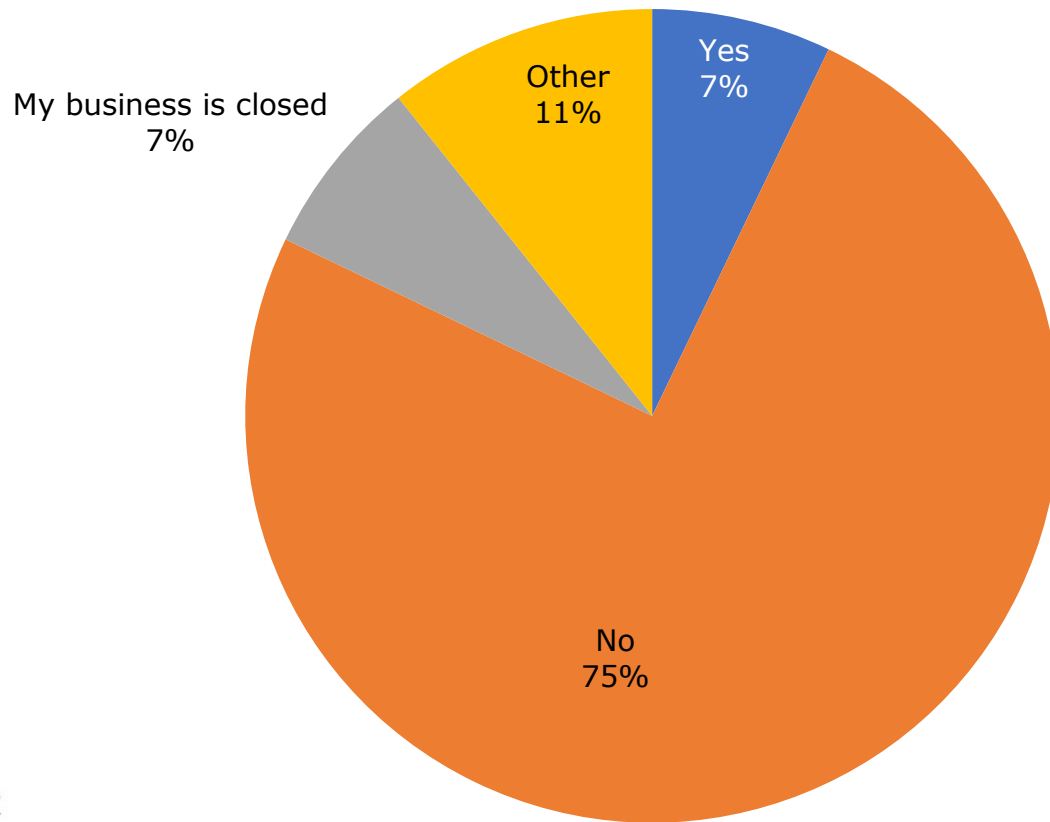
Other Forms of Financial Aid



Other Financial Aid?	Value	%	% of Total Surveys
Commercial Rent/mortgage moratorium	9	17.3%	31.0%
Personal rent Moratorium	0	0.0%	0.0%
Increased access to interest free loans	11	21.2%	37.9%
Increased access to direct financial aid	12	23.1%	41.4%
Debt forgiveness	14	26.9%	48.3%
Other	6	11.5%	20.7%

If your business is closed due to COVID-19, does your insurance cover this business interruption?

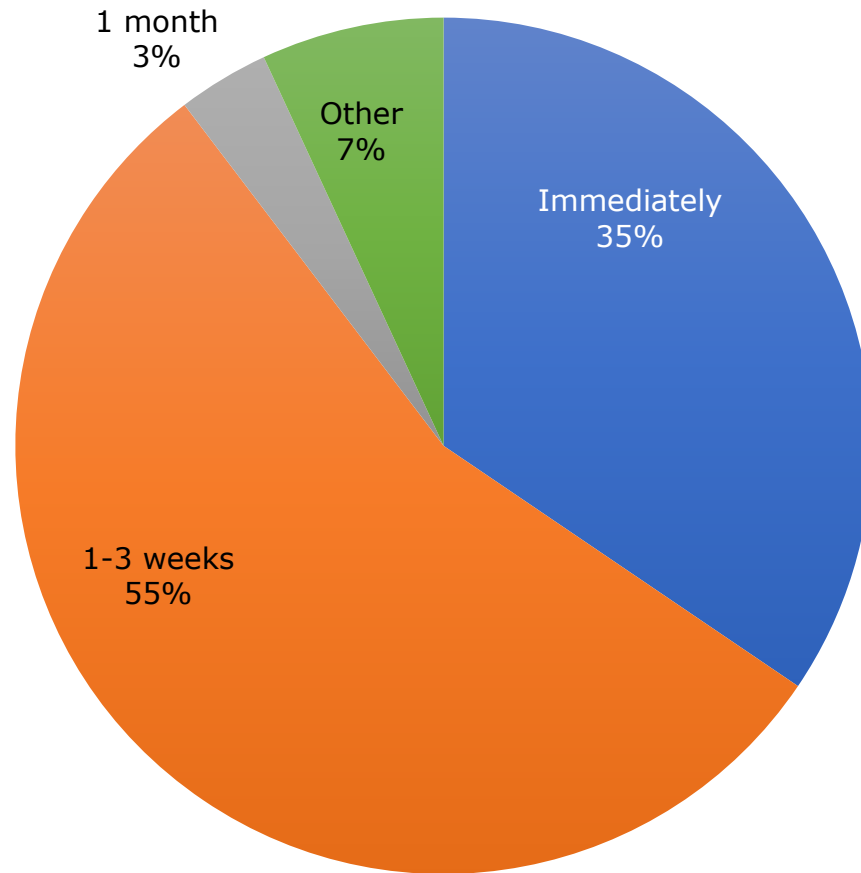
Was your Business Interruption Covered by your Insurance?



Did insurance cover this business interruption?	Value	%
Yes	2	7.1%
No	21	75.0%
My business is closed	2	7.1%
Other	3	10.7%

When the current COVID-19 restrictions can be lifted, how long will it take you to re-open your business?

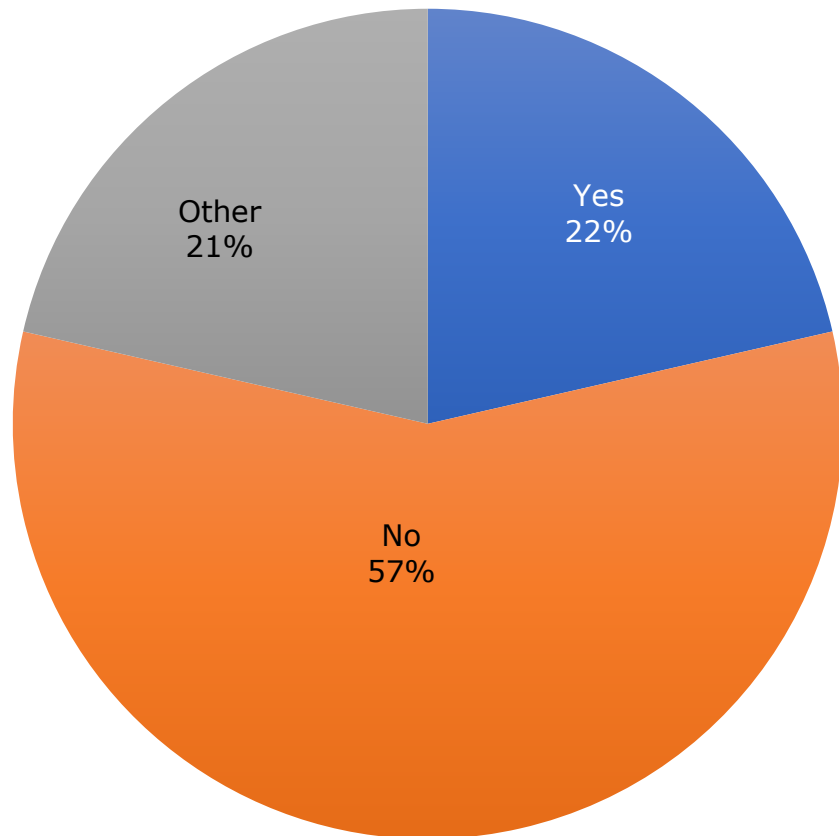
How Long Will it Take you to Reopen?



How long will it take to reopen?	Value	%
Immediately	10	34.5%
1-3 weeks	16	55.2%
1 month	1	3.4%
More than 1 month	0	0.0%
I will not re-open my business	0	0.0%
Other	2	6.9%

Is the current COVID-19 government aid sufficient to ensure that your tourism operation will remain viable and ready to open when the restrictions are lifted?

Is the Government aid Enough?



Is the Government doing enough?	Value	%
Yes	6	21.4%
No	16	57.1%
Other	6	21.4%